





# STY139N65M5

Manufacturer Part Number	<b>STY139N65M5</b>
Manufacturer	<b>STMicroelectronics</b>
Allelco Part Number	32D-STY139N65M5
ECAD Model	 PCB Symbol, Footprint & 3D Mode
Parts Description	MOSFET N-CH 650V 130A MAX247
Package	TO-247-3
Data sheet	<b>STY139N65M5.pdf</b>
RoHs Status	 ROHS3 Compliant



Get a Quote

STY139N65M5 - STMicroelectronics.New Original in Stock. Download Linear Technology STY139N65M5 datasheet/specifications on AllelcoElec.com.  
Request a quote for STY139N65M5, please send us email: [info@allelco.com](mailto:info@allelco.com)





## Specifications

STY139N65M5 Tech Specifications  
STY139N65M5 - STMicroelectronics technical specifications, attributes, parameters

Product Attribute	Attribute Value	Product Attribute	Attribute Value
Manufacturer	STMicroelectronics	Operating Temperature	150°C (TJ)
Vgs(th) (Max) @ Id	5V @ 250µA	Mounting Type	Through Hole
Vgs (Max)	±25V	Input Capacitance (Ciss) (Max) @ Vds	15600 pF @ 100 V
Technology	MOSFET (Metal Oxide)	Gate Charge (Qg) (Max) @ Vgs	363 nC @ 10 V
Supplier Device Package	MAX247™	FET Type	N-Channel
Series	MDmesh™ V	FET Feature	-
Rds On (Max) @ Id, Vgs	17mOhm @ 65A, 10V	Drive Voltage (Max Rds On, Min Rds On)	10V
Power Dissipation (Max)	625W (Tc)	Drain to Source Voltage (Vdss)	650 V
Package / Case	TO-247-3	Current - Continuous Drain (Id) @ 25°C	130A (Tc)
Package	Tube	Base Product Number	STY139

## Parts with Similar Specifications


The three parts on the right have similar specifications to STMicroelectronics STY139N65M5

Product Attribute	 NO PICTURE	 life.augmented	 life.augmented	 life.augmented
Part Number	STY139N65M5	STY112N65M5	STY100NS20FD	STY60NM50
Manufacturer	STMicroelectronics	STMicroelectronics	STMicroelectronics	STMicroelectronics
Operating Temperature	150°C (TJ)	150°C (TJ)	150°C (TJ)	150°C (TJ)
Package / Case	TO-247-3	TO-247-3	TO-247-3	TO-247-3
Vgs(th) (Max) @ Id	5V @ 250µA	5V @ 250µA	4V @ 250µA	5V @ 250µA
Rds On (Max) @ Id, Vgs	17mOhm @ 65A, 10V	22mOhm @ 47A, 10V	24mOhm @ 50A, 10V	50mOhm @ 30A, 10V
Supplier Device Package	MAX247™	MAX247™	MAX247™	MAX247™
Gate Charge (Qg) (Max) @ Vgs	363 nC @ 10 V	350 nC @ 10 V	360 nC @ 10 V	266 nC @ 10 V
Vgs (Max)	±25V	±25V	±20V	±30V
Current - Continuous Drain (Id) @ 25°C	130A (Tc)	96A (Tc)	100A (Tc)	60A (Tc)
FET Type	N-Channel	N-Channel	N-Channel	N-Channel
Mounting Type	Through Hole	Through Hole	Through Hole	Through Hole
Input Capacitance (Ciss) (Max) @ Vds	15600 pF @ 100 V	16870 pF @ 100 V	7900 pF @ 25 V	7500 pF @ 25 V
Drain to Source Voltage (Vdss)	650 V	650 V	200 V	500 V
Base Product Number	STY139	STY112	STY100	STY60
Series	MDmesh™ V	MDmesh™ V	MESH OVERLAY™	MDmesh™
FET Feature	-	-	-	-
Drive Voltage (Max Rds On, Min Rds On)	10V	10V	10V	10V
Package	Tube	Tube	Tube	Tube
Technology	MOSFET (Metal Oxide)	MOSFET (Metal Oxide)	MOSFET (Metal Oxide)	MOSFET (Metal Oxide)
Power Dissipation (Max)	625W (Tc)	625W (Tc)	450W (Tc)	560W (Tc)


## STY139N65M5 Datasheet PDF

Download STY139N65M5 pdf datasheets and STMicroelectronics documentation for STY139N65M5 - STMicroelectronics.

### Datasheets



[STY139N65M5.pdf](#)

### PCN Design/Specification


[Mult Dev Adv Material Notice 8/Apr/2019.pdf](#)




















[STY1xxN65M5 27/Jun/2022.pdf](#)

### PCN Assembly/Origin


[STY139N65M5 27/Jun/2022.pdf](#)

## Customers Also Interested in

### Recommended Products

 life.augmented	 life.augmented	 life.augmented	 life.augmented	 life.augmented	 life.augmented
<b>STY16NA90</b> STMicroelectronics	<b>STY60NM50 MOS</b> STMicroelectronics	<b>STY112N65M5</b> STMicroelectronics MOSFET N-CH 650V 96A MAX247	<b>STY100NS20FD</b> STMicroelectronics MOSFET N-CH 200V 100A MAX247	<b>STY60NA20 CMH82N25</b> STMicroelectronics	<b>STY60NM50</b> STMicroelectronics MOSFET N-CH 500V 60A MAX247
 life.augmented	 life.augmented	 life.augmented	 life.augmented	 life.augmented	 life.augmented
<b>STY25NA60</b> STMicroelectronics	<b>STY34NB50</b> STMicroelectronics MOSFET N-CH 500V 34A MAX247	<b>STY30NA50</b> STMicroelectronics	<b>STY30NK90Z</b> STMicroelectronics MOSFET N-CH 900V 26A MAX247	<b>STY60NM60</b> STMicroelectronics MOSFET N-CH 600V 60A MAX247	<b>STY140NS10</b> STMicroelectronics MOSFET N-CH 100V 140A MAX247
 life.augmented	 life.augmented	 life.augmented	 life.augmented	 life.augmented	 life.augmented
<b>STY100NM60N</b> STMicroelectronics MOSFET N CH 600V 98A MAX247	<b>STY34NB50F</b> STMicroelectronics	<b>STY80NM60N</b> STMicroelectronics MOSFET N-CH 600V 74A MAX247	<b>STY145N65M5</b> STMicroelectronics MOSFET N-CH 650V 138A MAX247	<b>STY105NM50N</b> STMicroelectronics MOSFET N-CH 500V 110A MAX247	<b>STY60NK30Z</b> STMicroelectronics MOSFET N-CH 300V 60A MAX247

## Shipment

### Delivery Time

In-stock items can be shipped within 24 hours. Some parts will be arranged for delivery within 1-2 days from the date all items arrive at our warehouse. And Allelco ships order once a day at about 17:00, except Sunday. Once the goods are shipped, the estimated delivery time depends on the shipping methods and Delivery destination. The table below shows are the logistic time for some common countries.

### Delivery Cost

> Use your express account for shipment if you have one.

> Use our account for the shipment. Refer to the table below for the approximate charges.

(Different time frame / countries / package size has different price.)

### Delivery Method

> Global Common Shipment by DHL / UPS / FedEx / TNT / EMS / SF we support.

> Others more shipping ways, please get in touch with your customer manager.

Common Countries Logistic Time Reference		
Region	Country	Logistic Time(Day)
America	United States	5
	Brazil	7
Europe	Germany	5
	United Kingdom	4
	Italy	5
Oceania	Australia	6
	New Zealand	7
Asia	India	6
	Japan	7
Middle East	Israel	6

DHL & FedEx Shipment Charges Reference	
Shipment charges(KG)	Reference DHL(USD\$)
0.00kg-1.00kg	USD\$60.00
1.00kg-2.00kg	USD\$70.00
2.00kg-3.00kg	USD\$80.00

Note: The above table is for reference only. There may have some data bias for the uncontrollable factors.  
Contact us if you have any questions.




### Payment Support

The payment method can be chosen from the methods shown below:


Wire Transfer (T/T, Bank Transfer), Western Union, Credit card, PayPal.



### Your Faithful Supply Chain Partner -

 Efficient Supply Management  
 Cost-Saving Procurement  
 Fast Sourcing & Delivery

Contact us if you have any questions.

 Phone  
+00852 9146 4856  
 Email  
info@allelco.com

### Certifications & Memberships



View More