





## SI1012R-T1-GE3

Manufacturer Part Number	<b>SI1012R-T1-GE3</b>
Manufacturer	<b>Vishay / Siliconix</b>
Allelco Part Number	32D-SI1012R-T1-GE3
ECAD Model	 PCB Symbol, Footprint & 3D Mode
Parts Description	MOSFET N-CH 20V 500MA SC75A
Package	SC-75, SOT-416
Data sheet	SI1012R-T1-GE3.pdf
RoHs Status	 ROHS3 Compliant



[Get a Quote](#)

SI1012R-T1-GE3 - Vishay Siliconix. New Original in Stock. Download Linear Technology SI1012R-T1-GE3 datasheet/specifications on AllelcoElec.com.

Request a quote for SI1012R-T1-GE3, please send us email: [info@allelco.com](mailto:info@allelco.com)

### Specifications





SI1012R-T1-GE3 Tech Specifications

SI1012R-T1-GE3 - Vishay Siliconix technical specifications, attributes, parameters

Product Attribute	Attribute Value	Product Attribute	Attribute Value
Manufacturer	Vishay / Siliconix	Operating Temperature	-55°C ~ 150°C (TJ)
Vgs(th) (Max) @ Id	900mV @ 250µA	Mounting Type	Surface Mount
Vgs (Max)	±6V	Gate Charge (Qg) (Max) @ Vgs	0.75 nC @ 4.5 V
Technology	MOSFET (Metal Oxide)	FET Type	N-Channel
Supplier Device Package	SC-75A	FET Feature	-
Series	TrenchFET®	Drive Voltage (Max Rds On, Min Rds On)	1.8V, 4.5V
Rds On (Max) @ Id, Vgs	700mOhm @ 600mA, 4.5V	Drain to Source Voltage (Vdss)	20 V
Power Dissipation (Max)	150mW (Ta)	Current - Continuous Drain (Id) @ 25°C	500mA (Ta)
Package / Case	SC-75, SOT-416	Base Product Number	SI1012
Package	Tape & Reel (TR)		

### Parts with Similar Specifications


The three parts on the right have similar specifications to Vishay Siliconix SI1012R-T1-GE3

Product Attribute	 NO PICTURE			
Part Number	SI1012R-T1-GE3	SI1012X-T1-GE3	SI1012CR-T1-GE3	SI1013R-T1-E3
Manufacturer	Vishay Siliconix	Vishay Siliconix	Vishay Siliconix	Vishay Siliconix
Series	TrenchFET®	TrenchFET®	TrenchFET®	TrenchFET®
Drain to Source Voltage (Vdss)	20 V	20 V	20 V	20 V
Current - Continuous Drain (Id) @ 25°C	500mA (Ta)	500mA (Ta)	630mA (Ta)	350mA (Ta)
Gate Charge (Qg) (Max) @ Vgs	0.75 nC @ 4.5 V	0.75 nC @ 4.5 V	2 nC @ 8 V	1.5 nC @ 4.5 V
Base Product Number	SI1012	SI1012	SI1012	SI1013
Rds On (Max) @ Id, Vgs	700mOhm @ 600mA, 4.5V	700mOhm @ 600mA, 4.5V	396mOhm @ 600mA, 4.5V	1.20hm @ 350mA, 4.5V
Technology	MOSFET (Metal Oxide)	MOSFET (Metal Oxide)	MOSFET (Metal Oxide)	MOSFET (Metal Oxide)
Vgs(th) (Max) @ Id	900mV @ 250µA	900mV @ 250µA	1V @ 250µA	450mV @ 250µA (Min)
Operating Temperature	-55°C ~ 150°C (TJ)	-55°C ~ 150°C (TJ)	-55°C ~ 150°C (TJ)	-55°C ~ 150°C (TJ)
Package	Tape & Reel (TR)	Tape & Reel (TR)	Tape & Reel (TR)	Tape & Reel (TR)
FET Type	N-Channel	N-Channel	N-Channel	P-Channel
Package / Case	SC-75, SOT-416	SC-89, SOT-490	SC-75, SOT-416	SC-75, SOT-416
Supplier Device Package	SC-75A	SC-89-3	SC-75A	SC-75A
FET Feature	-	-	-	-
Mounting Type	Surface Mount	Surface Mount	Surface Mount	Surface Mount
Vgs (Max)	±6V	±6V	±8V	±6V
Drive Voltage (Max Rds On, Min Rds On)	1.8V, 4.5V	1.8V, 4.5V	1.5V, 4.5V	1.8V, 4.5V
Power Dissipation (Max)	150mW (Ta)	250mW (Ta)	240mW (Ta)	150mW (Ta)


### SI1012R-T1-GE3 Datasheet PDF

Download SI1012R-T1-GE3 pdf datasheets and Vishay Siliconix documentation for SI1012R-T1-GE3 - Vishay Siliconix.

#### Environmental Information



















 [Material Compliance.pdf](#)

#### PCN Design/Specification

 [Mult Dev Material Chgs 1/Jul/2021.pdf](#)

### Customers Also Interested in

## Recommended Products

					
<b>SI1012X-T1-GE3</b> Vishay Siliconix MOSFET N-CH 20V 500MA SC89-3	<b>SI1008V</b> HIT	<b>SI1004-C-GM</b> Silicon Labs IC RF TXRX+MCU ISM<1GHZ 42WFQFN	<b>SI1012X</b> Semitehelec	<b>SI1012CR-T1-GE3</b> Vishay Siliconix MOSFET N-CH 20V SC75A	<b>SI1010-C-GM2R</b> Silicon Labs IC RF TXRX+MCU ISM<1GHZ 42VFLGA
					
<b>SI1013-A-GMR</b> Silicon Labs IC RF TXRX+MCU ISM<1GHZ 42WFQFN	<b>SI1003-C-GM</b> Silicon Labs IC RF TXRX+MCU ISM<1GHZ 42WFQFN	<b>SI1012R-T1</b> Electro-Films (EFI) / Vishay	<b>SI1012R-TI-GE3</b> Electro-Films (EFI) / Vishay	<b>SI1003-C-GMR</b> Silicon Power	<b>SI1012-C-GM2</b> Silicon Labs IC RF TXRX+MCU ISM<1GHZ 42VFLGA
					
<b>SI1013R-T1-E3</b> Vishay Siliconix MOSFET P-CH 20V 350MA SC75A	<b>SI1013CX-T1-GE3</b> Vishay Siliconix MOSFET P-CH 20V 450MA SC89-3	<b>SI1003-E-GM2</b> Silicon Labs IC RF TXRX+MCU ISM<1GHZ 42VFLGA	<b>SI1012X-T1-E3</b> Vishay Siliconix MOSFET N-CH 20V 500MA SC89-3	<b>SI1012X-T1</b> Electro-Films (EFI) / Vishay	<b>SI1012R-T1-E3</b> Vishay Siliconix MOSFET N-CH 20V 500MA SC75A

## Shipment

### Delivery Time

In-stock items can be shipped within 24 hours. Some parts will be arranged for delivery within 1-2 days from the date all items arrive at our warehouse. And Allelco ships order once a day at about 17:00, except Sunday. Once the goods are shipped, the estimated delivery time depends on the shipping methods and Delivery destination. The table below shows are the logistic time for some common countries.

### Delivery Cost

> Use your express account for shipment if you have one.

> Use our account for the shipment. Refer to the table below for the approximate charges.

(Different time frame / countries / package size has different price.)

### Delivery Method

> Global Common Shipment by DHL / UPS / FedEx / TNT / EMS / SF we support.

> Others more shipping ways, please get in touch with your customer manager.

Common Countries Logistic Time Reference		
Region	Country	Logistic Time(Day)
America	United States	5
	Brazil	7
Europe	Germany	5
	United Kingdom	4
	Italy	5
Oceania	Australia	6
	New Zealand	7
Asia	India	6
	Japan	7
Middle East	Israel	6

DHL & FedEx Shipment Charges Reference	
Shipment charges(KG)	Reference DHL(USD\$)
0.00kg-1.00kg	USD\$60.00
1.00kg-2.00kg	USD\$70.00
2.00kg-3.00kg	USD\$80.00

Note: The above table is for reference only. There may have some data bias for the uncontrollable factors.

Contact us if you have any questions.




## Payment Support

The payment method can be chosen from the methods shown below:

Wire Transfer (T/T, Bank Transfer), Western Union, Credit card, PayPal.



## Your Faithful Supply Chain Partner -

 Efficient Supply Management  
 Cost-Saving Procurement  
 Fast Sourcing & Delivery

Contact us if you have any questions.

 Phone  
 +00852 9146 4856  
 Email  
 info@allelco.com

## Certifications & Memberships



View More