



CM600DY-24S

Manufacturer Part Number	CM600DY-24S
Manufacturer	Powerex, Inc.
Allelco Part Number	32D-CM600DY-24S
ECAD Model	Request Free CAD Models
Parts Description	IGBT MOD 1200V 600A 4050W
Package	Module
Data sheet	CM600DY-24S.pdf
RoHS Status	RoHS Compliant



Get a Quote

CM600DY-24S - Powerex Inc..New Original in Stock. Download Linear Technology CM600DY-24S datasheet/specifications on AllelcoElec.com.

Request a quote for CM600DY-24S, please send us email: info@allelco.com

Specifications

CM600DY-24S Tech Specifications

CM600DY-24S - Powerex Inc. technical specifications, attributes, parameters

Product Attribute	Attribute Value	Product Attribute	Attribute Value
Manufacturer	Powerex, Inc.	NTC Thermistor	No
Voltage - Collector Emitter Breakdown (Max)	1200 V	Mounting Type	Chassis Mount
Vce(on) (Max) @ Vge, Ic	2.25V @ 15V, 600A	Input Capacitance (Cies) @ Vce	60 nF @ 10 V
Supplier Device Package	Module	Input	Standard
Series	-	IGBT Type	-
Power - Max	4050 W	Current - Collector Cutoff (Max)	1 mA
Package / Case	Module	Current - Collector (Ic) (Max)	600 A
Package	Bulk	Configuration	Half Bridge
Operating Temperature	-40°C ~ 150°C (TJ)		

Parts with Similar Specifications

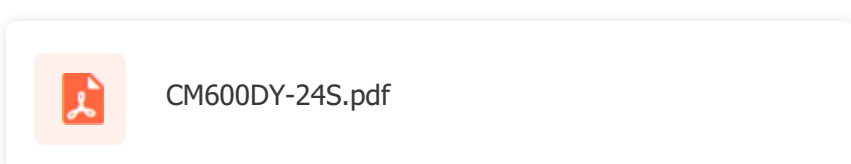
The three parts on the right have similar specifications to Powerex Inc. CM600DY-24S

Product Attribute	NO PICTURE			
Part Number	CM600DY-24S	CM600DY-24A	CM600E3U-12NFH	CM600DY-12NF
Manufacturer	Powerex Inc.	Powerex Inc.	Powerex Inc.	Powerex Inc.
Input	Standard	Standard	Standard	Standard
Input Capacitance (Cies) @ Vce	60 nF @ 10 V	94 nF @ 10 V	166 nF @ 10 V	90 nF @ 10 V
Supplier Device Package	Module	Module	Module	Module
Mounting Type	Chassis Mount	Chassis Mount	-	Chassis Mount
Voltage - Collector Emitter Breakdown (Max)	1200 V	1200 V	600 V	600 V
Package	Bulk	Bulk	Bulk	Bulk
Configuration	Half Bridge	Half Bridge	Single	Half Bridge
Power - Max	4050 W	3670 W	1420 W	1130 W
Current - Collector Cutoff (Max)	1 mA	1 mA	1 mA	1 mA
Current - Collector (Ic) (Max)	600 A	600 A	600 A	600 A
NTC Thermistor	No	No	No	No
IGBT Type	-	-	-	-
Package / Case	Module	Module	Module	Module
Operating Temperature	-40°C ~ 150°C (TJ)	-40°C ~ 150°C (TJ)	-40°C ~ 150°C (TJ)	-40°C ~ 150°C (TJ)
Series	-	IGBTMOD™	IGBTMOD™	IGBTMOD™
Vce(on) (Max) @ Vge, Ic	2.25V @ 15V, 600A	3V @ 15V, 600A	2.7V @ 15V, 600A	2.2V @ 15V, 600A

CM600DY-24S Datasheet PDF

Download CM600DY-24S pdf datasheets and Powerex Inc. documentation for CM600DY-24S - Powerex Inc..

Datasheets



Customers Also Interested in

Recommended Products



NO PICTURE

CM600DXP-24T1

MITSUBISHI
IGBT Module



NO PICTURE

CM600E2Y-34A

MITSUBISHI
IGBT Module



CM600DY-24A

Powerex Inc.
IGBT MOD 1200V 600A 3670W



NO PICTURE

CM600DY-24H

MITSUBISHI
IGBT Module



NO PICTURE



CM600DY-24T

MITSUBISHI
IGBT Module



CM600GJ-Z

Monolithic Power Systems

**CM600DY-12H**NO
IGBT Module**CM600E3U-12NFH**Powerex Inc.
IGBT MOD 600V 600A 1420W**CM600DY-34H**MITSUBISHI
IGBT Module**CM600DY-12NF**Powerex Inc.
IGBT MOD 600V 600A 1130W**CM600E2Y-34H**MITSUBISHI
IGBT Module**CM600DY-24NF**MITSUBISHI
IGBT Module**CM600DXP-34T**MITSUBISHI
IGBT Module**CM600DY-24NFM**MITSUBISHI
IGBT Module**CM600E2Y-34N**MITSUBISHI
IGBT Module**CM600DY12NF**NO
IGBT Module**CM600DY-12NFB**MITSUBISHI
IGBT Module**CM600DY-13T**MITSUBISHI
IGBT Module

Shipment

Delivery Time

In-stock items can be shipped within 24 hours. Some parts will be arranged for delivery within 1-2 days from the date all items arrive at our warehouse. And Allelco ships order once a day at about 17:00, except Sunday. Once the goods are shipped, the estimated delivery time depends on the shipping methods and Delivery destination. The table below shows are the logistic time for some common countries.

Delivery Cost

> Use your express account for shipment if you have one.

> Use our account for the shipment. Refer to the table below for the approximate charges.

(Different time frame / countries / package size has different price.)

Delivery Method

> Global Common Shipment by DHL / UPS / FedEx / TNT / EMS / SF we support.

> Others more shipping ways, please get in touch with your customer manager.

Common Countries Logistic Time Reference

Region	Country	Logistic Time(Day)
America	United States	5
	Brazil	7
Europe	Germany	5
	United Kingdom	4
	Italy	5
Oceania	Australia	6
	New Zealand	7
Asia	India	6
	Japan	7
Middle East	Israel	6

DHL & FedEx Shipment Charges Reference

Shipment charges(KG)	Reference DHL(USD\$)
0.00kg-1.00kg	USD\$60.00
1.00kg-2.00kg	USD\$70.00
2.00kg-3.00kg	USD\$80.00

Note: The above table is for reference only. There may have some data bias for the uncontrollable factors.

Contact us if you have any questions.

Payment Support

The payment method can be chosen from the methods shown below:

Wire Transfer (T/T, Bank Transfer), Western Union, Credit card, PayPal.



Your Faithful Supply Chain Partner -



Efficient Supply Management



Cost-Saving Procurement



Fast Sourcing & Delivery

Contact us if you have any questions.



Phone

+00852 9146 4856



Email

info@allelco.com

Certifications & Memberships



[View More](#)



Contact us

Address: Flat/Rm C 13/F Harvard Commercial Building 105-111 Thomson Road, Wan Chai, Hong Kong

Phone: +00852 9146 4856

Fax: +00852 3010 8510

Email: info@Allelco.com

Copyright © 2012-2023 AllelcoElec.com. All rights reserved.