

Image may be representation.
See specifications for product details.



NSBC114EPDXV6T1G

Manufacturer Part Number	NSBC114EPDXV6T1G
Manufacturer	onsemi
Allelco Part Number	32D-NSBC114EPDXV6T1G
ECAD Model	PCB Symbol, Footprint & 3D Model
Parts Description	TRANS PREBIAS NPN/PNP 50V SOT563
Package	SOT-563, SOT-666
Data sheet	MUN5311DW1, NSBC114EPXxx.pdf
RoHs Status	ROHS3 Compliant

Get a Quote

NSBC114EPDXV6T1G - onsemi.New Original in Stock. Download Linear Technology NSBC114EPDXV6T1G datasheet/specifications on AllelcoElec.com.
Request a quote for NSBC114EPDXV6T1G, please send us email: info@allelco.com

Specifications

NSBC114EPDXV6T1G Tech Specifications
NSBC114EPDXV6T1G - onsemi technical specifications, attributes, parameters

Product Attribute	Attribute Value	Product Attribute	Attribute Value
Manufacturer	onsemi	Package / Case	SOT-563, SOT-666
Voltage - Collector Emitter Breakdown (Max)	50V	Package	Tape & Reel (TR)
Vce Saturation (Max) @ Ib, Ic	250mV @ 300µA, 10mA	Mounting Type	Surface Mount
Transistor Type	1 NPN, 1 PNP - Pre-Biased (Dual)	Frequency - Transition	-
Supplier Device Package	SOT-563	DC Current Gain (hFE) (Min) @ Ic, Vce	35 @ 5mA, 10V
Series	-	Current - Collector Cutoff (Max)	500nA
Resistor - Emitter Base (R2)	10kOhms	Current - Collector (Ic) (Max)	100mA
Resistor - Base (R1)	10kOhms	Base Product Number	NSBC114
Power - Max	500mW		

Parts with Similar Specifications

The three parts on the right have similar specifications to onsemi NSBC114EPDXV6T1G

Product Attribute				
Part Number	NSBC114EPDXV6T1G	NSBC114TDXV6T5G	NSBC114TDXV6T1G	NSBC114EDXV6T1
Manufacturer	onsemi	onsemi	onsemi	onsemi
Voltage - Collector Emitter Breakdown (Max)	50V	50V	50V	-
Current - Collector Cutoff (Max)	500nA	500nA	500nA	-
Resistor - Base (R1)	10kOhms	10kOhms	10kOhms	-
Package / Case	SOT-563, SOT-666	SOT-563, SOT-666	SOT-563, SOT-666	-
Series	-	-	-	*
Mounting Type	Surface Mount	Surface Mount	Surface Mount	-
Current - Collector (Ic) (Max)	100mA	100mA	100mA	-
Resistor - Emitter Base (R2)	10kOhms	-	-	-
Supplier Device Package	SOT-563	SOT-563	SOT-563	-
Base Product Number	NSBC114	NSBC114	NSBC114	NSBC114
Power - Max	500mW	500mW	500mW	-
Frequency - Transition	-	-	-	-
Package	Tape & Reel (TR)	Tape & Reel (TR)	Tape & Reel (TR)	Cut Tape (CT)
DC Current Gain (hFE) (Min) @ Ic, Vce	35 @ 5mA, 10V	160 @ 5mA, 10V	160 @ 5mA, 10V	-
Transistor Type	1 NPN, 1 PNP - Pre-Biased (Dual)	2 NPN - Pre-Biased (Dual)	2 NPN - Pre-Biased (Dual)	-
Vce Saturation (Max) @ Ib, Ic	250mV @ 300µA, 10mA	250mV @ 1mA, 10mA	250mV @ 1mA, 10mA	-

NSBC114EPDXV6T1G Datasheet PDF

Download NSBC114EPDXV6T1G pdf datasheets and onsemi documentation for NSBC114EPDXV6T1G - onsemi.

Datasheets

[MUN5311DW1, NSBC114EPXxx.pdf](#)

Environmental Information

[onsemi REACH.pdf](#)

[onsemi RoHS.pdf](#)

PCN Assembly/Origin

[Mult Dev 24/Apr/2020.pdf](#)



















PCN Design/Specification

[Wire Bond 01/Dec/2010.pdf](#)

[Carrier Tape 22/Aug/2017.pdf](#)

Customers Also Interested in

Recommended Products

					
NSBC114TDXV6T5G onsemi TRANS PREBIAS 2NPN 50V SOT563	NSBC114EPDXV6T5 onsemi SMALL SIGNAL BIPOLAR TRANSISTOR	NSBC114TDXV6T1G onsemi TRANS PREBIAS 2NPN 50V SOT563	NSBC114YDXV6T1G Fairchild Semiconductor SMALL SIGNAL BIPOLAR TRANSISTOR,	NSBC114EDXV6T1 onsemi TRANS 2NPN PREBIAS 0.5W SOT563	NSBA144WDXV6T1G onsemi TRANS 2NPN PREBIAS 0.5W SOT563
					
NSBC114YDXV6T1G onsemi TRANS PREBIAS 2NPN 50V SOT563	NSBC114TDXV6T1 onsemi TRANS 2NPN PREBIAS 0.5W SOT563	NSBA143ZF3T5G onsemi TRANS PREBIAS PNP 50V SOT1123	NSBC114EPDP6T5G onsemi TRANS PREBIAS NPN/PNP 50V SOT963	NSBC114YDXV6T1 onsemi TRANS 2NPN PREBIAS 0.5W SOT563	NSBC114YDP6T5G onsemi TRANS PREBIAS 2NPN 50V SOT963
					
NSBC114EDXV6T5G onsemi TRANS PREBIAS 2NPN 50V SOT563	NSBC114EPDXV6T1 onsemi TRANS PREBIAS NPN/PNP SOT563	NSBA144EDXV6T5G onsemi TRANS PREBIAS PNP DL 50V SOT563	NSBA144EF3T5G onsemi TRANS PREBIAS PNP 50V SOT1123	NSBC114EDXV6T1G onsemi TRANS PREBIAS 2NPN 50V SOT563	NSBC114TDXV6T1G Rochester Electronics, LLC NSBC114TDXV6 - DIGITAL BJT 2 NPN

Shipment

Delivery Time

In-stock items can be shipped within 24 hours. Some parts will be arranged for delivery within 1-2 days from the date all items arrive at our warehouse. And Allelco ships order once a day at about 17:00, except Sunday. Once the goods are shipped, the estimated delivery time depends on the shipping methods and Delivery destination. The table below shows are the logistic time for some common countries.

Delivery Cost

> Use your express account for shipment if you have one.

> Use our account for the shipment. Refer to the table below for the approximate charges.

(Different time frame / countries / package size has different price.)

Delivery Method

> Global Common Shipment by DHL / UPS / FedEx / TNT / EMS / SF we support.

> Others more shipping ways, please get in touch with your customer manager.

Common Countries Logistic Time Reference		
Region	Country	Logistic Time(Day)
America	United States	5
	Brazil	7
Europe	Germany	5
	United Kingdom	4
	Italy	5
Oceania	Australia	6
	New Zealand	7
Asia	India	6
	Japan	7
Middle East	Israel	6

DHL & FedEx Shipment Charges Reference	
Shipment charges(KG)	Reference DHL(USD\$)
0.00kg-1.00kg	USD\$60.00
1.00kg-2.00kg	USD\$70.00
2.00kg-3.00kg	USD\$80.00

Note: The above table is for reference only. There may have some data bias for the uncontrollable factors.

Contact us if you have any questions.




Payment Support

The payment method can be chosen from the methods shown below:

Wire Transfer (T/T, Bank Transfer), Western Union, Credit card, PayPal.



Your Faithful Supply Chain Partner -

 Efficient Supply Management
 Cost-Saving Procurement
 Fast Sourcing & Delivery

Contact us if you have any questions.

 Phone
+00852 9146 4856
 Email
info@allelco.com

Certifications & Memberships



View More