



Image may be representation.
See specifications for product details.



MMBZ27VCLT1

Manufacturer Part Number	MMBZ27VCLT1
Manufacturer	onsemi
Allelco Part Number	32D-MMBZ27VCLT1
ECAD Model	Request Free CAD Models
Parts Description	TVS DIODE 22VWM 38VC SOT23-3
Package	TO-236-3, SC-59, SOT-23-3
Data sheet	Cylindrical Battery Holders.pdf MMBZxxVxL, SZMMBZxxVxL Series.pdf

Get a Quote

MMBZ27VCLT1 - onsemi.New Original in Stock. Download Linear Technology MMBZ27VCLT1 datasheet/specifications on AllelcoElec.com.
Request a quote for MMBZ27VCLT1, please send us email: info@allelco.com

Specifications

MMBZ27VCLT1 Tech Specifications

MMBZ27VCLT1 - onsemi technical specifications, attributes, parameters

Product Attribute	Attribute Value	Product Attribute	Attribute Value
Manufacturer	onsemi	Package / Case	TO-236-3, SC-59, SOT-23-3
Voltage - Reverse Standoff (Typ)	22V	Package	Tape & Reel (TR)
Voltage - Clamping (Max) @ Ipp	38V	Operating Temperature	-55°C ~ 150°C (TJ)
Voltage - Breakdown (Min)	25.65V	Mounting Type	Surface Mount
Unidirectional Channels	2	Current - Peak Pulse (10/1000µs)	1A
Type	Zener	Capacitance @ Frequency	-
Supplier Device Package	SOT-23-3 (TO-236)	Bidirectional Channels	1
Series	-	Base Product Number	MMBZ27
Power Line Protection	No	Applications	General Purpose
Power - Peak Pulse	40W		

Parts with Similar Specifications

The three parts on the right have similar specifications to onsemi MMBZ27VCLT1

Product Attribute				
Part Number	MMBZ27VCLT1	MMBZ27VALQ-7-F	MMBZ27VCL-7	MMBZ27VCL-7-F
Manufacturer	onsemi	Diodes Incorporated	Diodes Incorporated	Diodes Incorporated
Base Product Number	MMBZ27	MMBZ27	MMBZ27V	MMBZ27
Supplier Device Package	SOT-23-3 (TO-236)	SOT-23-3	SOT-23-3	SOT-23-3
Voltage - Clamping (Max) @ Ipp	38V	40V	38V	38V
Applications	General Purpose	Automotive	General Purpose	General Purpose
Package	Tape & Reel (TR)	Tape & Reel (TR)	Tape & Reel (TR)	Tape & Reel (TR)
Voltage - Breakdown (Min)	25.65V	25.65V	25.65V	25.65V
Voltage - Reverse Standoff (Typ)	22V	22V	22V	22V
Power - Peak Pulse	40W	40W	40W	40W
Operating Temperature	-55°C ~ 150°C (TJ)	-65°C ~ 150°C (TJ)	-65°C ~ 150°C (TJ)	-65°C ~ 150°C (TJ)
Capacitance @ Frequency	-	-	-	-
Power Line Protection	No	No	No	No
Type	Zener	Zener	Zener	Zener
Current - Peak Pulse (10/1000µs)	1A	1A	1A	1A
Series	-	Automotive, AEC-Q101	-	-
Unidirectional Channels	2	2	2	2
Bidirectional Channels	1	-	-	-
Mounting Type	Surface Mount	Surface Mount	Surface Mount	Surface Mount
Package / Case	TO-236-3, SC-59, SOT-23-3	TO-236-3, SC-59, SOT-23-3	TO-236-3, SC-59, SOT-23-3	TO-236-3, SC-59, SOT-23-3

MMBZ27VCLT1 Datasheet PDF

Download MMBZ27VCLT1 pdf datasheets and onsemi documentation for MMBZ27VCLT1 - onsemi.

Datasheets

[Cylindrical Battery Holders.pdf](#)

Environmental Information

[onsemi RoHS.pdf](#)

[onsemi REACH.pdf](#)

PCN Design/Specification

[Cylindrical Battery Holders.pdf](#)






 Cylindrical Battery Holders.pdf

HTML Datasheet

 MMBZxxVxL, SZMMBZxxVxL Series.pdf

Customers Also Interested in

Recommended Products

 MMBZ27VDA-V-GS08 Electro-Films (EFI) / Vishay	 MMBZ27VALQ-7-F Diodes Incorporated TVS DIODE 22VWM 40VC SOT23	 MMBZ27VAL/DG Freescale / NXP Semiconductors	 MMBZ27VDA-G3-08 Vishay General Semiconductor - Diodes Division DIODE ZENER 27V 225MW SOT23	 MMBZ27VCL-7 Diodes Incorporated TVS DIODE 22VWM 38VC SOT23-3	 MMBZ27VCL-7-F Diodes Incorporated TVS DIODE 22VWM 38VC SOT23-3
 MMBZ27VALT1 AMI Semiconductor/onsemi	 MMBZ27VCLT3G AMI Semiconductor/onsemi	 MMBZ27VCWT1G onsemi TVS DIODE 22VWM 38VC SC70-3	 MMBZ27VCLT1G onsemi TVS DIODE 22VWM 38VC SOT23-3	 MMBZ2V0 AMI Semiconductor/onsemi	 MMBZ27VDA-HE3-08 Vishay General Semiconductor - Diodes Division DIODE ZENER 27V 225MW SOT23
 MMBZ27VDC-GS08 Electro-Films (EFI) / Vishay	 MMBZ27VALT1G onsemi TVS DIODE 22VWM 40VC SOT23-3	 MMBZ27VDA-GS08 Electro-Films (EFI) / Vishay	 MMBZ27VDA-G3-18 Vishay General Semiconductor - Diodes Division DIODE ZENER 27V 225MW SOT23	 MMBZ27VCL Freescale / NXP Semiconductors	 MMBZ27VAWT1G onsemi TVS DIODE 22VWM 40VC SC70-3

Shipment

Delivery Time

In-stock items can be shipped within 24 hours. Some parts will be arranged for delivery within 1-2 days from the date all items arrive at our warehouse. And Allelco ships order once a day at about 17:00, except Sunday. Once the goods are shipped, the estimated delivery time depends on the shipping methods and Delivery destination. The table below shows are the logistic time for some common countries.

Delivery Cost

- > Use your express account for shipment if you have one.
 - > Use our account for the shipment. Refer to the table below for the approximate charges.
- (Different time frame / countries / package size has different price.)

Delivery Method

- > Global Common Shipment by DHL / UPS / FedEx / TNT / EMS / SF we support.
- > Others more shipping ways, please get in touch with your customer manager.

Common Countries Logistic Time Reference		
Region	Country	Logistic Time(Day)
America	United States	5
	Brazil	7
Europe	Germany	5
	United Kingdom	4
	Italy	5
Oceania	Australia	6
	New Zealand	7
Asia	India	6
	Japan	7
Middle East	Israel	6

DHL & FedEx Shipment Charges Reference	
Shipment charges(KG)	Reference DHL(USD\$)
0.00kg-1.00kg	USD\$60.00
1.00kg-2.00kg	USD\$70.00
2.00kg-3.00kg	USD\$80.00




Note: The above table is for reference only. There may have some data bias for the uncontrollable factors. Contact us if you have any questions.

Payment Support

The payment method can be chosen from the methods shown below:
 Wire Transfer (T/T, Bank Transfer), Western Union, Credit card, PayPal.



Your Faithful Supply Chain Partner -

 Efficient Supply Management	 Cost-Saving Procurement	 Fast Sourcing & Delivery
--	--	---

Contact us if you have any questions.

 Phone +00852 9146 4856	 Email info@allelco.com
--	--

Certifications & Memberships



[View More](#)

Contact us

Address: Flat/Rm C 13/F Harvard Commercial Building 105-111 Thomson Road, Wan Chai, Hong Kong
 Phone: +00852 9146 4856
 Fax: +00852 3010 8510
 Email: info@Allelco.com