



IRFR024TRPBF

Manufacturer Part Number	IRFR024TRPBF
Manufacturer	Vishay / Siliconix
Allelco Part Number	32D-IRFR024TRPBF
ECAD Model	Request Free CAD Models
Parts Description	MOSFET N-CH 60V 14A DPAK
Package	TO-252-3, DPak (2 Leads + Tab), SC-63
Data sheet	IRFR024, IRFU024, SiHFR024, SiHFU024.pdf
RoHs Status	ROHS3 Compliant



Get a Quote

IRFR024TRPBF - Vishay Siliconix. New Original in Stock. Download Linear Technology IRFR024TRPBF datasheet/specifications on AllelcoElec.com.

Request a quote for IRFR024TRPBF, please send us email: info@allelco.com

Specifications

IRFR024TRPBF Tech Specifications

IRFR024TRPBF - Vishay Siliconix technical specifications, attributes, parameters

Product Attribute	Attribute Value	Product Attribute	Attribute Value
Manufacturer	Vishay / Siliconix	Operating Temperature	-55°C ~ 150°C (TJ)
Vgs(th) (Max) @ Id	4V @ 250µA	Mounting Type	Surface Mount
Vgs (Max)	±20V	Input Capacitance (Ciss) (Max) @ Vds	640 pF @ 25 V
Technology	MOSFET (Metal Oxide)	Gate Charge (Qg) (Max) @ Vgs	25 nC @ 10 V
Supplier Device Package	D-Pak	FET Type	N-Channel
Series	-	FET Feature	-
Rds On (Max) @ Id, Vgs	100mOhm @ 8.4A, 10V	Drive Voltage (Max Rds On, Min Rds On)	10V
Power Dissipation (Max)	2.5W (Ta), 42W (Tc)	Drain to Source Voltage (Vdss)	60 V
Package / Case	TO-252-3, DPak (2 Leads + Tab), SC-63	Current - Continuous Drain (Id) @ 25°C	14A (Tc)
Package	Tape & Reel (TR)	Base Product Number	IRFR024

Parts with Similar Specifications

The three parts on the right have similar specifications to Vishay Siliconix IRFR024TRPBF

Product Attribute	NO PICTURE			
Part Number	IRFR024TRPBF	IRFR024TRLPBF	IRFR024NTRLPBF	IRFR024NTRPBF
Manufacturer	Vishay Siliconix	Vishay Siliconix	Infineon Technologies	Infineon Technologies
Input Capacitance (Ciss) (Max) @ Vds	640 pF @ 25 V	640 pF @ 25 V	370 pF @ 25 V	370 pF @ 25 V
FET Feature	-	-	-	-
Operating Temperature	-55°C ~ 150°C (TJ)	-55°C ~ 150°C (TJ)	-55°C ~ 175°C (TJ)	-55°C ~ 175°C (TJ)
Supplier Device Package	D-Pak	D-Pak	PG-TO252-3	D-Pak
Vgs (Max)	±20V	±20V	±20V	±20V
Rds On (Max) @ Id, Vgs	100mOhm @ 8.4A, 10V	100mOhm @ 8.4A, 10V	75mOhm @ 10A, 10V	75mOhm @ 10A, 10V
Package	Tape & Reel (TR)	Tape & Reel (TR)	Tape & Reel (TR)	Tape & Reel (TR)
FET Type	N-Channel	N-Channel	N-Channel	N-Channel
Drive Voltage (Max Rds On, Min Rds On)	10V	10V	10V	10V
Gate Charge (Qg) (Max) @ Vgs	25 nC @ 10 V	25 nC @ 10 V	20 nC @ 10 V	20 nC @ 10 V
Drain to Source Voltage (Vdss)	60 V	60 V	55 V	55 V
Technology	MOSFET (Metal Oxide)	MOSFET (Metal Oxide)	MOSFET (Metal Oxide)	MOSFET (Metal Oxide)
Package / Case	TO-252-3, DPak (2 Leads + Tab), SC-63	TO-252-3, DPak (2 Leads + Tab), SC-63	TO-252-3, DPak (2 Leads + Tab), SC-63	TO-252-3, DPak (2 Leads + Tab), SC-63
Current - Continuous Drain (Id) @ 25°C	14A (Tc)	14A (Tc)	17A (Tc)	17A (Tc)
Power Dissipation (Max)	2.5W (Ta), 42W (Tc)	2.5W (Ta), 42W (Tc)	45W (Tc)	45W (Tc)
Base Product Number	IRFR024	IRFR024	IRFR024	IRFR024
Mounting Type	Surface Mount	Surface Mount	Surface Mount	Surface Mount
Series	-	-	HEXFET®	HEXFET®
Vgs(th) (Max) @ Id	4V @ 250µA	4V @ 250µA	4V @ 250µA	4V @ 250µA

IRFR024TRPBF Datasheet PDF

Download IRFR024TRPBF pdf datasheets and Vishay Siliconix documentation for IRFR024TRPBF - Vishay Siliconix.

Datasheets



















IRFR024, IRFU024, SiHFR024, SiHFU024.pdf

PCN Design/Specification

Reel Design Change 29/Dec/2022.pdf

Customers Also Interested in

Recommended Products

 IRFR024TRLPBF Vishay Siliconix MOSFET N-CH 60V 14A DPAK	 IRFR024TF Fairchild (onsemi)	 IRFR024NTRLPBF Infineon Technologies MOSFET N-CH 55V 17A DPAK	 IRFR024NTRPBF Infineon Technologies MOSFET N-CH 55V 17A DPAK	 IRFR1010ZTRPBF Infineon Technologies MOSFET N-CH 55V 42A DPAK	 IRFR1010Z Infineon Technologies MOSFET N-CH 55V 42A DPAK
 IRFR024NTRL IR	 IRFR1018EPBF International Rectifier MOSFET N-CH 60V 56A DPAK	 IRFR1010ZTRPBF. IR	 IRFR024TR Vishay Siliconix MOSFET N-CH 60V 14A DPAK	 IRFR024TRL Vishay Siliconix MOSFET N-CH 60V 14A DPAK	 IRFR044 IR
 IRFR1010ZPBF Infineon Technologies MOSFET N-CH 55V 42A DPAK	 IRFR024NTR IR	 IRFR1010Z MOS IR	 IRFR024PBF Vishay Siliconix MOSFET N-CH 60V 14A DPAK	 IRFR024NTRPBF MOS Electro-Films (EFI) / Vishay	 IRFR1010ZTRPBF MOS IR

Shipment

Delivery Time

In-stock items can be shipped within 24 hours. Some parts will be arranged for delivery within 1-2 days from the date all items arrive at our warehouse. And Allelco ships order once a day at about 17:00, except Sunday. Once the goods are shipped, the estimated delivery time depends on the shipping methods and Delivery destination. The table below shows are the logistic time for some common countries.

Delivery Cost

- > Use your express account for shipment if you have one.
- > Use our account for the shipment. Refer to the table below for the approximate charges.
(Different time frame / countries / package size has different price.)

Delivery Method

- > Global Common Shipment by DHL / UPS / FedEx / TNT / EMS / SF we support.
- > Others more shipping ways, please get in touch with your customer manager.

Common Countries Logistic Time Reference		
Region	Country	Logistic Time(Day)
America	United States	5
	Brazil	7
Europe	Germany	5
	United Kingdom	4
	Italy	5
Oceania	Australia	6
	New Zealand	7
Asia	India	6
	Japan	7
Middle East	Israel	6

DHL & FedEx Shipment Charges Reference	
Shipment charges(KG)	Reference DHL(USD\$)
0.00kg-1.00kg	USD\$60.00
1.00kg-2.00kg	USD\$70.00
2.00kg-3.00kg	USD\$80.00

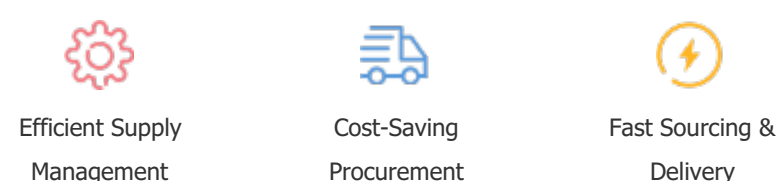
Note: The above table is for reference only. There may have some data bias for the uncontrollable factors.
Contact us if you have any questions.

Payment Support

The payment method can be chosen from the methods shown below:
Wire Transfer (T/T, Bank Transfer), Western Union, Credit card, PayPal.



Your Faithful Supply Chain Partner -



Contact us if you have any questions.



Certifications & Memberships



[View More](#)