

Image may be representation.
See specifications for product details.



PZT2222AT1G

Manufacturer Part Number	PZT2222AT1G
Manufacturer	onsemi
Allelco Part Number	32D-PZT2222AT1G
ECAD Model	PCB Symbol, Footprint & 3D Mode
Parts Description	TRANS NPN 40V 0.6A SOT223
Package	TO-261-4, TO-261AA
Data sheet	PZT2222A.pdf
RoHs Status	ROHS3 Compliant

Get a Quote

PZT2222AT1G - onsemi.New Original in Stock. Download Linear Technology PZT2222AT1G datasheet/specifications on AllelcoElec.com.
Request a quote for PZT2222AT1G, please send us email: info@allelco.com

Specifications

PZT2222AT1G Tech Specifications
PZT2222AT1G - onsemi technical specifications, attributes, parameters

Product Attribute	Attribute Value	Product Attribute	Attribute Value
Manufacturer	onsemi	Package	Tape & Reel (TR)
Voltage - Collector Emitter Breakdown (Max)	40 V	Operating Temperature	-55°C ~ 150°C (TJ)
Vce Saturation (Max) @ Ib, Ic	1V @ 50mA, 500mA	Mounting Type	Surface Mount
Transistor Type	NPN	Frequency - Transition	300MHz
Supplier Device Package	SOT-223 (TO-261)	DC Current Gain (hFE) (Min) @ Ic, Vce	100 @ 150mA, 10V
Series	-	Current - Collector Cutoff (Max)	10nA (ICBO)
Power - Max	1.5 W	Current - Collector (Ic) (Max)	600 mA
Package / Case	TO-261-4, TO-261AA	Base Product Number	PZT2222

Parts with Similar Specifications

The three parts on the right have similar specifications to onsemi PZT2222AT1G

Product Attribute				
Part Number	PZT2222AT1G	PZT2907A	PZT2222A-TP	PZT2222AT1
Manufacturer	onsemi	Good-Ark Semiconductor	Micro Commercial Co	onsemi
Vce Saturation (Max) @ Ib, Ic	1V @ 50mA, 500mA	1.6V @ 50mA, 500mA	1V @ 50mA, 500mA	1V @ 50mA, 500mA
Package	Tape & Reel (TR)	Tape & Reel (TR)	Tape & Reel (TR)	Bulk
Series	-	-	-	-
Package / Case	TO-261-4, TO-261AA	TO-261-4, TO-261AA	TO-261-4, TO-261AA	TO-261-4, TO-261AA
Base Product Number	PZT2222	-	PZT2222	PZT2222
Power - Max	1.5 W	1 W	1 W	1.5 W
DC Current Gain (hFE) (Min) @ Ic, Vce	100 @ 150mA, 10V	100 @ 150mA, 10V	100 @ 150mA, 10V	100 @ 150mA, 10V
Supplier Device Package	SOT-223 (TO-261)	SOT-223	SOT-223	SOT-223 (TO-261)
Operating Temperature	-55°C ~ 150°C (TJ)	-55°C ~ 150°C (TJ)	-55°C ~ 150°C (TJ)	-55°C ~ 150°C (TJ)
Current - Collector (Ic) (Max)	600 mA	600 mA	-	600 mA
Current - Collector Cutoff (Max)	10nA (ICBO)	10nA (ICBO)	10nA (ICBO)	10nA (ICBO)
Frequency - Transition	300MHz	200MHz	300MHz	300MHz
Mounting Type	Surface Mount	Surface Mount	Surface Mount	Surface Mount
Transistor Type	NPN	PNP	NPN	NPN
Voltage - Collector Emitter Breakdown (Max)	40 V	60 V	40 V	40 V

PZT2222AT1G Datasheet PDF

Download PZT2222AT1G pdf datasheets and onsemi documentation for PZT2222AT1G - onsemi.

Datasheets

[PZT2222A.pdf](#)

Environmental Information

[onsemi REACH.pdf](#)

[onsemi RoHS.pdf](#)

PCN Packaging



















[Covering Tape/Material Chg 20/May/2016.pdf](#)

PCN Design/Specification

[Copper Wire 08/Jun/2009.pdf](#)

Customers Also Interested in

Recommended Products

					
PZT2907 LUMILEDS	PZT2222ALT1 AMI Semiconductor/onsemi	PZT2222A-NL FAIRCHILD/NXP	PZT2907A Good-Ark Semiconductor TRANSISTOR, PNP, -0.6A, -60V, SO	PZT2222AG LISION	PZT2907A.TA ZETEX
					
PZT2907A115 Nexperia USA Inc. NOW NEXPERIA PZT2907A - POWER BI	PZT2907A MOS Freescale / NXP Semiconductors	PZT2222AL3 CYSTEKEC	PZT2907A. Fairchild (onsemi)	PZT2222A. Fairchild (onsemi)	PZT2222A.115 Freescale / NXP Semiconductors
					
PZT2222A-TP Micro Commercial Co TRANS NPN 40V SOT223	PZT2222AT1 onsemi TRANS SS SW NPN 600MA 40V SOT223	PZT2222A115 Nexperia	PZT2907A onsemi TRANS PNP 60V 0.8A SOT223-4	PZT2222AL UTC	PZT2907A Fairchild Semiconductor TRANS PNP 60V 0.8A SOT223-4

Shipment

Delivery Time

In-stock items can be shipped within 24 hours. Some parts will be arranged for delivery within 1-2 days from the date all items arrive at our warehouse. And Allelco ships order once a day at about 17:00, except Sunday. Once the goods are shipped, the estimated delivery time depends on the shipping methods and Delivery destination. The table below shows are the logistic time for some common countries.

Delivery Cost

> Use your express account for shipment if you have one.

> Use our account for the shipment. Refer to the table below for the approximate charges.

(Different time frame / countries / package size has different price.)

Delivery Method

> Global Common Shipment by DHL / UPS / FedEx / TNT / EMS / SF we support.

> Others more shipping ways, please get in touch with your customer manager.

Common Countries Logistic Time Reference		
Region	Country	Logistic Time(Day)
America	United States	5
	Brazil	7
Europe	Germany	5
	United Kingdom	4
	Italy	5
Oceania	Australia	6
	New Zealand	7
Asia	India	6
	Japan	7
Middle East	Israel	6

DHL & FedEx Shipment Charges Reference	
Shipment charges(KG)	Reference DHL(USD\$)
0.00kg-1.00kg	USD\$60.00
1.00kg-2.00kg	USD\$70.00
2.00kg-3.00kg	USD\$80.00

Note: The above table is for reference only. There may have some data bias for the uncontrollable factors.

Contact us if you have any questions.

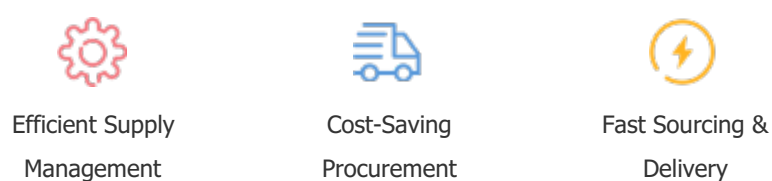
Payment Support

The payment method can be chosen from the methods shown below:


Wire Transfer (T/T, Bank Transfer), Western Union, Credit card, PayPal.



Your Faithful Supply Chain Partner -



Contact us if you have any questions.



+00852 9146 4856

info@allelco.com

Certifications & Memberships



View More