

Image may be representation.
See specifications for product details.



STPS61L45CT

Manufacturer Part Number	STPS61L45CT
Manufacturer	STMicroelectronics
Allelco Part Number	32D-STPS61L45CT
ECAD Model	PCB Symbol, Footprint & 3D Model
Parts Description	DIODE ARRAY SCHOTTKY 45V TO220AB
Package	TO-220-3
Data sheet	STPS61L45C.pdf
RoHs Status	ROHS3 Compliant

Get a Quote

STPS61L45CT - STMicroelectronics.New Original in Stock. Download Linear Technology STPS61L45CT datasheet/specifications on AllelcoElec.com.
Request a quote for STPS61L45CT, please send us email: info@allelco.com

Specifications

STPS61L45CT Tech Specifications
STPS61L45CT - STMicroelectronics technical specifications, attributes, parameters

Product Attribute	Attribute Value	Product Attribute	Attribute Value
Manufacturer	STMicroelectronics	Package	Tube
Voltage - Forward (Vf) (Max) @ If	560 mV @ 30 A	Operating Temperature - Junction	150°C (Max)
Voltage - DC Reverse (Vr) (Max)	45 V	Mounting Type	Through Hole
Technology	Schottky	Diode Configuration	1 Pair Common Cathode
Supplier Device Package	TO-220	Current - Reverse Leakage @ Vr	1.5 mA @ 45 V
Speed	Fast Recovery =< 500ns, > 200mA (Io)	Current - Average Rectified (Io) (per Diode)	30A
Series	-	Base Product Number	STPS61
Package / Case	TO-220-3		

Parts with Similar Specifications

The three parts on the right have similar specifications to STMicroelectronics STPS61L45CT

Product Attribute				
Part Number	STPS61L45CT	STPS61L60CT	STPS640CB	STPS60L40CW
Manufacturer	STMicroelectronics	STMicroelectronics	STMicroelectronics	STMicroelectronics
Base Product Number	STPS61	STPS61	STPS64	STPS60
Package	Tube	Tube	Tube	Tube
Current - Average Rectified (Io) (per Diode)	30A	30A	3A	30A
Diode Configuration	1 Pair Common Cathode	1 Pair Common Cathode	1 Pair Common Cathode	1 Pair Common Cathode
Mounting Type	Through Hole	Through Hole	Surface Mount	Through Hole
Technology	Schottky	Schottky	Schottky	Schottky
Current - Reverse Leakage @ Vr	1.5 mA @ 45 V	800 µA @ 60 V	100 µA @ 40 V	1.5 mA @ 40 V
Operating Temperature - Junction	150°C (Max)	150°C (Max)	150°C (Max)	150°C (Max)
Series	-	-	-	-
Voltage - DC Reverse (Vr) (Max)	45 V	60 V	40 V	40 V
Package / Case	TO-220-3	TO-220-3	TO-252-3, DPak (2 Leads + Tab), SC-63	TO-247-3
Voltage - Forward (Vf) (Max) @ If	560 mV @ 30 A	660 mV @ 30 A	630 mV @ 3 A	550 mV @ 30 A
Supplier Device Package	TO-220	TO-220	DPAK	TO-247-3
Speed	Fast Recovery =< 500ns, > 200mA (Io)	Fast Recovery =< 500ns, > 200mA (Io)	Fast Recovery =< 500ns, > 200mA (Io)	Fast Recovery =< 500ns, > 200mA (Io)

STPS61L45CT Datasheet PDF

Download STPS61L45CT pdf datasheets and STMicroelectronics documentation for STPS61L45CT - STMicroelectronics.

Datasheets

[STPS61L45C.pdf](#)

PCN Design/Specification

[Mult Dev Adv Material Notice 8/Apr/2019.pdf](#)

PCN Assembly/Origin

[TO-220 Capacity Expansion 18/Jun/2013.pdf](#)


Customers Also Interested in

Recommended Products



STPS61L60CTSTMicroelectronics
DIODE ARRAY SCHOTTKY 60V
TO220AB**STPS61L45CW**STMicroelectronics
DIODE ARRAY SCHOTTKY 45V
TO247-3**STPS61L60CW**STMicroelectronics
DIODE ARRAY SCHOTTKY 60V
TO247-3**STPS640CB**STMicroelectronics
DIODE ARRAY SCHOTTKY 40V 3A
DPAK**STPS61170CW**STMicroelectronics
DIODE ARRAY SCHOTTKY 170V
TO247**STPS6100CB-TR**

STMicroelectronics

STPS60L40CWSTMicroelectronics
DIODE ARRAY SCHOTTKY 40V
TO247-3**STPS660CB-TR**STMicroelectronics
DIODE ARRAY SCHOTTKY 60V 3A
DPAK**STPS640CT**STMicroelectronics
DIODE ARRAY SCHOTTKY 40V
TO220AB**STPS640CBY-TR**STMicroelectronics
DIODE ARRAY SCHOTTKY 40V 3A
DPAK**STPS60L45CW**STMicroelectronics
DIODE ARRAY SCHOTTKY 45V
TO247-3**STPS640CB-TR**STMicroelectronics
DIODE ARRAY SCHOTTKY 40V 3A
DPAK**STPS60L30CW**STMicroelectronics
DIODE ARRAY SCHOTTKY 30V
TO247-3**STPS61H100CW**STMicroelectronics
DIODE ARRAY SCHOTTKY 100V
TO247**STPS61150CW**STMicroelectronics
DIODE ARRAY SCHOTTKY 150V
TO247**STPS60H100CT**STMicroelectronics
DIODE ARRAY SCHOTTKY 100V
TO220**STPS640CSFY**STMicroelectronics
DIODE SCHOTTKY 40V 3A TO277A**STPS60SM200CW**STMicroelectronics
DIODE ARRAY SCHOTTKY 200V
TO247**Shipment****Delivery Time**

In-stock items can be shipped within 24 hours. Some parts will be arranged for delivery within 1-2 days from the date all items arrive at our warehouse. And Allelco ships order once a day at about 17:00, except Sunday. Once the goods are shipped, the estimated delivery time depends on the shipping methods and Delivery destination. The table below shows are the logistic time for some common countries.

Delivery Cost

> Use your express account for shipment if you have one.

> Use our account for the shipment. Refer to the table below for the approximate charges.

(Different time frame / countries / package size has different price.)

Delivery Method

> Global Common Shipment by DHL / UPS / FedEx / TNT / EMS / SF we support.

> Others more shipping ways, please get in touch with your customer manager.

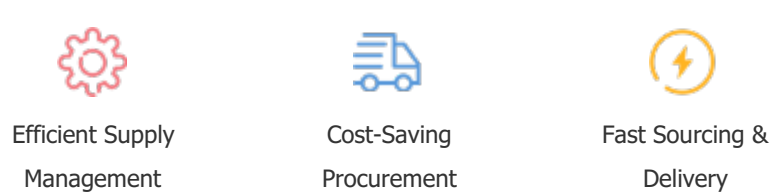
Common Countries Logistic Time Reference		
Region	Country	Logistic Time(Day)
America	United States	5
	Brazil	7
Europe	Germany	5
	United Kingdom	4
	Italy	5
Oceania	Australia	6
	New Zealand	7
Asia	India	6
	Japan	7
Middle East	Israel	6

DHL & FedEx Shipment Charges Reference	
Shipment charges(KG)	Reference DHL(USD\$)
0.00kg-1.00kg	USD\$60.00
1.00kg-2.00kg	USD\$70.00
2.00kg-3.00kg	USD\$80.00


Note: The above table is for reference only. There may have some data bias for the uncontrollable factors.
Contact us if you have any questions.

Payment Support

The payment method can be chosen from the methods shown below:
Wire Transfer (T/T, Bank Transfer), Western Union, Credit card,
PayPal.

**Your Faithful Supply Chain Partner -**

Contact us if you have any questions.

**Certifications & Memberships**

[View More](#)

Contact us

Address: Flat/Rm C 13/F Harvard Commercial Building 105-111 Thomson Road, Wan Chai, Hong Kong

Phone: +00852 9146 4856

Fax: +00852 3010 8510

Email: info@Allelco.com