



Image may be representation.
See specifications for product details.



MMBTA55LT1G

Manufacturer Part Number	MMBTA55LT1G
Manufacturer	onsemi
Allelco Part Number	32D-MMBTA55LT1G
ECAD Model	PCB Symbol, Footprint & 3D Mode
Parts Description	TRANS PNP 60V 0.5A SOT23-3
Package	TO-236-3, SC-59, SOT-23-3
Data sheet	MMBTA55L_56L, SMMBTA56L Series.pdf
RoHs Status	ROHS3 Compliant

Get a Quote

MMBTA55LT1G - onsemi.New Original in Stock. Download Linear Technology MMBTA55LT1G datasheet/specifications on AllelcoElec.com.
Request a quote for MMBTA55LT1G, please send us email: info@allelco.com

Specifications

MMBTA55LT1G Tech Specifications

MMBTA55LT1G - onsemi technical specifications, attributes, parameters

Product Attribute	Attribute Value	Product Attribute	Attribute Value
Manufacturer	onsemi	Package	Tape & Reel (TR)
Voltage - Collector Emitter Breakdown (Max)	60 V	Operating Temperature	-55°C ~ 150°C (TJ)
Vce Saturation (Max) @ Ib, Ic	250mV @ 10mA, 100mA	Mounting Type	Surface Mount
Transistor Type	PNP	Frequency - Transition	50MHz
Supplier Device Package	SOT-23-3 (TO-236)	DC Current Gain (hFE) (Min) @ Ic, Vce	100 @ 100mA, 1V
Series	-	Current - Collector Cutoff (Max)	100nA
Power - Max	225 mW	Current - Collector (Ic) (Max)	500 mA
Package / Case	TO-236-3, SC-59, SOT-23-3	Base Product Number	MMBTA55

Parts with Similar Specifications

The three parts on the right have similar specifications to onsemi MMBTA55LT1G

Product Attribute				
Part Number	MMBTA55LT1G	MMBTA55LT3	MMBTA56	MMBTA56
Manufacturer	onsemi	onsemi	Yangjie Technology	onsemi
Vce Saturation (Max) @ Ib, Ic	250mV @ 10mA, 100mA	250mV @ 10mA, 100mA	250mV @ 10mA, 100mA	200mV @ 10mA, 100mA
DC Current Gain (hFE) (Min) @ Ic, Vce	100 @ 100mA, 1V	100 @ 100mA, 1V	100 @ 100mA, 1V	100 @ 100mA, 1V
Frequency - Transition	50MHz	50MHz	50MHz	50MHz
Series	-	-	-	-
Base Product Number	MMBTA55	MMBTA55	-	MMBTA56
Voltage - Collector Emitter Breakdown (Max)	60 V	60 V	80 V	80 V
Package	Tape & Reel (TR)	Tape & Reel (TR)	Tape & Reel (TR)	Tape & Reel (TR)
Operating Temperature	-55°C ~ 150°C (TJ)	-55°C ~ 150°C (TJ)	-55°C ~ 150°C	-55°C ~ 150°C (TJ)
Power - Max	225 mW	225 mW	225 mW	350 mW
Current - Collector Cutoff (Max)	100nA	100nA	100nA	100nA
Package / Case	TO-236-3, SC-59, SOT-23-3	TO-236-3, SC-59, SOT-23-3	TO-236-3, SC-59, SOT-23-3	TO-236-3, SC-59, SOT-23-3
Transistor Type	PNP	PNP	PNP	PNP
Supplier Device Package	SOT-23-3 (TO-236)	SOT-23-3 (TO-236)	SOT-23	SOT-23-3
Mounting Type	Surface Mount	Surface Mount	Surface Mount	Surface Mount
Current - Collector (Ic) (Max)	500 mA	500 mA	500 mA	500 mA

MMBTA55LT1G Datasheet PDF

Download MMBTA55LT1G pdf datasheets and onsemi documentation for MMBTA55LT1G - onsemi.

Datasheets

[MMBTA55L_56L, SMMBTA56L Series.pdf](#)

Environmental Information

[onsemi REACH.pdf](#)

[onsemi RoHS.pdf](#)

PCN Design/Specification

[SOT23 16/Sep/2016.pdf](#)



















[Glue Mount Process 11/July/2008.pdf](#)

PCN Assembly/Origin

[Mold Compound 02/Apr/2020.pdf](#)

Customers Also Interested in

Recommended Products

					
MMBTA55LT3 onsemi TRANS PNP 60V 0.5A SOT23-3	MMBTA56 Yangjie Technology SOT-23 PNP 0.225W -0.5A -80V Tra	MMBTA56 onsemi TRANS PNP 80V 0.5A SOT23-3	MMBTA56 Diotec Semiconductor TRANS PNP 80V 0.5A SOD323	MMBTA56-7 Diodes Incorporated TRANS PNP 80V 0.5A SOT23-3	MMBTA55 Fairchild Semiconductor TRANS PNP 60V 0.5A SOT23-3
					
MMBTA55 Yangjie Technology SOT-23 PNP 0.225W -0.5A -60V Tra	MMBTA55 onsemi TRANS PNP 60V 0.5A SOT23-3	MMBTA44LT1 CJ NO PICTURE	MMBTA56 2GM CJ NO PICTURE	MMBTA56 Fairchild Semiconductor TRANS PNP 80V 0.5A SOD323	MMBTA55-7-F Diodes Incorporated TRANS PNP 60V 0.5A SOT23-3
					
MMBTA56 NTE Electronics, Inc TRANS PNP 80V 0.5A SOT23-3	MMBTA44G-AE3-R UTC NO PICTURE	MMBTA44L-AE3-R UTC NO PICTURE	MMBTA517-RTK KEC NO PICTURE	MMBTA44-RTK/P KEC NO PICTURE	MMBTA44LT1G MSV NO PICTURE

Shipment

Delivery Time

In-stock items can be shipped within 24 hours. Some parts will be arranged for delivery within 1-2 days from the date all items arrive at our warehouse. And Allelco ships order once a day at about 17:00, except Sunday. Once the goods are shipped, the estimated delivery time depends on the shipping methods and Delivery destination. The table below shows are the logistic time for some common countries.

Delivery Cost

> Use your express account for shipment if you have one.

> Use our account for the shipment. Refer to the table below for the approximate charges.

(Different time frame / countries / package size has different price.)

Delivery Method

> Global Common Shipment by DHL / UPS / FedEx / TNT / EMS / SF we support.

> Others more shipping ways, please get in touch with your customer manager.

Common Countries Logistic Time Reference		
Region	Country	Logistic Time(Day)
America	United States	5
	Brazil	7
Europe	Germany	5
	United Kingdom	4
	Italy	5
Oceania	Australia	6
	New Zealand	7
Asia	India	6
	Japan	7
Middle East	Israel	6

DHL & FedEx Shipment Charges Reference	
Shipment charges(KG)	Reference DHL(USD\$)
0.00kg-1.00kg	USD\$60.00
1.00kg-2.00kg	USD\$70.00
2.00kg-3.00kg	USD\$80.00

Note: The above table is for reference only. There may have some data bias for the uncontrollable factors.

Contact us if you have any questions.

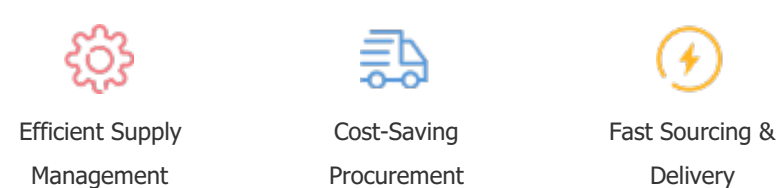
Payment Support

The payment method can be chosen from the methods shown below:


Wire Transfer (T/T, Bank Transfer), Western Union, Credit card, PayPal.



Your Faithful Supply Chain Partner -



Contact us if you have any questions.



Certifications & Memberships



[View More](#)