



CM600HA-28H

Manufacturer Part Number	CM600HA-28H
Manufacturer	Powerex, Inc.
Allelco Part Number	32D-CM600HA-28H
ECAD Model	Request Free CAD Models
Parts Description	IGBT MOD 1400V 600A 4100W
Package	Module
Data sheet	CM600HA-28H.pdf



Get a Quote

CM600HA-28H - Powerex Inc..New Original in Stock. Download Linear Technology CM600HA-28H datasheet/specifications on AllelcoElec.com.
Request a quote for CM600HA-28H, please send us email: info@allelco.com

Specifications

CM600HA-28H Tech Specifications
CM600HA-28H - Powerex Inc. technical specifications, attributes, parameters

Product Attribute	Attribute Value	Product Attribute	Attribute Value
Manufacturer	Powerex, Inc.	NTC Thermistor	No
Voltage - Collector Emitter Breakdown (Max)	1400 V	Mounting Type	Chassis Mount
Vce(on) (Max) @ Vge, Ic	4.2V @ 15V, 600A	Input Capacitance (Cies) @ Vce	120 nF @ 10 V
Supplier Device Package	Module	Input	Standard
Series	IGBTMOD™	IGBT Type	-
Power - Max	4100 W	Current - Collector Cutoff (Max)	2 mA
Package / Case	Module	Current - Collector (Ic) (Max)	600 A
Package	Bulk	Configuration	Single
Operating Temperature	-40°C ~ 150°C (TJ)		

Parts with Similar Specifications

The three parts on the right have similar specifications to Powerex Inc. CM600HA-28H

Product Attribute	NO PICTURE			
Part Number	CM600HA-28H	CM600HA-24H	CM600HA-24A	CM600HA-5F
Manufacturer	Powerex Inc.	Powerex Inc.	Powerex Inc.	Powerex Inc.
Series	IGBTMOD™	IGBTMOD™	IGBTMOD™	IGBTMOD™
Package / Case	Module	Module	Module	Module
Operating Temperature	-40°C ~ 150°C (TJ)	-40°C ~ 150°C (TJ)	-40°C ~ 150°C (TJ)	-40°C ~ 150°C (TJ)
IGBT Type	-	-	-	Trench
Current - Collector Cutoff (Max)	2 mA	2 mA	1 mA	1 mA
Voltage - Collector Emitter Breakdown (Max)	1400 V	1200 V	1200 V	250 V
Package	Bulk	Bulk	Bulk	Bulk
Input	Standard	Standard	Standard	Standard
Supplier Device Package	Module	Module	Module	Module
Vce(on) (Max) @ Vge, Ic	4.2V @ 15V, 600A	3.4V @ 15V, 600A	3V @ 15V, 600A	1.7V @ 10V, 600A
Configuration	Single	Single	Single	Single
NTC Thermistor	No	No	No	No
Input Capacitance (Cies) @ Vce	120 nF @ 10 V	120 nF @ 10 V	105 nF @ 10 V	165 nF @ 10 V
Mounting Type	Chassis Mount	Chassis Mount	Chassis Mount	Chassis Mount
Power - Max	4100 W	4100 W	3670 W	960 W
Current - Collector (Ic) (Max)	600 A	600 A	600 A	600 A

CM600HA-28H Datasheet PDF

Download CM600HA-28H pdf datasheets and Powerex Inc. documentation for CM600HA-28H - Powerex Inc..

Datasheets

[CM600HA-28H.pdf](#)

Customers Also Interested in

Recommended Products

NO PICTURE	NO PICTURE				NO PICTURE
CM600HA-12E	CM600HA-20F	CM600HA-24H	CM600GJ-Z	CM600HA-24A	CM600HG-130H
MITSUBISHI IGBT Module	MITSUBIS IGBT Module	Powerex Inc. IGBT MOD 1200V 600A 4100W	Monolithic Power Systems	Powerex Inc. IGBT MOD 1200V 600A 3670W	MITSUBISHI IGBT Module



NO PICTURE

CM600E2Y-34N

MITSUBISHI
IGBT Module



NO PICTURE

CM600HAG-130H

MITSUBISHI
IGBT Module



NO PICTURE

CM600HD-12H

MIT
IGBT Module



CM600HA-5F

Powerex Inc.
IGBT MOD 250V 600A 960W



NO PICTURE

CM600HA-24

MITSUBISHI
IGBT Module



NO PICTURE

CM600HG-90H

MITSUBISHI
IGBT Module



NO PICTURE

CM600HG-5F

MITSUBISHI
IGBT Module



NO PICTURE

CM600HA-24E

MITSUBISHI
IGBT Module



CM600HB-24A

Powerex Inc.
IGBT MOD 1200V 600A 3670W



CM600HA-12H

Powerex Inc.
IGBT MOD 600V 600A 2100W



CM600E3U-12NFB

Powerex Inc.
IGBT MOD 600V 600A 1420W



NO PICTURE

CM600HC-24NFM

MITSUBISHI
IGBT Module

Shipment

Delivery Time

In-stock items can be shipped within 24 hours. Some parts will be arranged for delivery within 1-2 days from the date all items arrive at our warehouse. And Allelco ships order once a day at about 17:00, except Sunday. Once the goods are shipped, the estimated delivery time depends on the shipping methods and Delivery destination. The table below shows are the logistic time for some common countries.

Delivery Cost

> Use your express account for shipment if you have one.

> Use our account for the shipment. Refer to the table below for the approximate charges.

(Different time frame / countries / package size has different price.)

Delivery Method

> Global Common Shipment by DHL / UPS / FedEx / TNT / EMS / SF we support.

> Others more shipping ways, please get in touch with your customer manager.

Common Countries Logistic Time Reference

Region	Country	Logistic Time(Day)
America	United States	5
	Brazil	7
Europe	Germany	5
	United Kingdom	4
	Italy	5
Oceania	Australia	6
	New Zealand	7
Asia	India	6
	Japan	7
Middle East	Israel	6

DHL & FedEx Shipment Charges Reference

Shipment charges(KG)	Reference DHL(USD\$)
0.00kg-1.00kg	USD\$60.00
1.00kg-2.00kg	USD\$70.00
2.00kg-3.00kg	USD\$80.00




Note: The above table is for reference only. There may have some data bias for the uncontrollable factors.
Contact us if you have any questions.

Payment Support



The payment method can be chosen from the methods shown below:
Wire Transfer (T/T, Bank Transfer), Western Union, Credit card, PayPal.



Your Faithful Supply Chain Partner -

 Efficient Supply Management
 Cost-Saving Procurement
 Fast Sourcing & Delivery

Contact us if you have any questions.

 Phone
 +00852 9146 4856
 Email
 info@allelco.com

Certifications & Memberships



View More

Contact us

Address: Flat/Rm C 13/F Harvard Commercial Building 105-111 Thomson Road, Wan Chai, Hong Kong

Phone: +00852 9146 4856

Fax: +00852 3010 8510

Email: info@Allelco.com