



Image may be representation.
See specifications for product details.



293D157X9010D2TE3

Manufacturer Part Number	293D157X9010D2TE3
Manufacturer	Vishay / Sprague
Allelco Part Number	32D-293D157X9010D2TE3
ECAD Model	PCB Symbol, Footprint & 3D Model
Parts Description	CAP TANT 150UF 10% 10V 2917
Package	2917 (7343 Metric)
Data sheet	293D Series Datasheet.pdf
	293D Series Datasheet.pdf
RoHs Status	ROHS3 Compliant

Get a Quote

293D157X9010D2TE3 - Vishay Sprague. New Original in Stock. Download Linear Technology 293D157X9010D2TE3 datasheet/specifications on AllelcoElec.com.
Request a quote for 293D157X9010D2TE3, please send us email: info@allelco.com

Specifications

293D157X9010D2TE3 Tech Specifications
293D157X9010D2TE3 - Vishay Sprague technical specifications, attributes, parameters

Product Attribute	Attribute Value	Product Attribute	Attribute Value
Manufacturer	Vishay / Sprague	Mounting Type	Surface Mount
Voltage - Rated	10 V	Manufacturer Size Code	D
Type	Molded	Lifetime @ Temp.	-
Tolerance	±10%	Lead Spacing	-
Size / Dimension	0.287" L x 0.169" W (7.30mm x 4.30mm)	Height - Seated (Max)	0.122" (3.10mm)
Series	TANTAMOUNT®, 293D	Features	General Purpose
Package / Case	2917 (7343 Metric)	Failure Rate	-
Package	Tape & Reel (TR)	ESR (Equivalent Series Resistance)	600mOhm
Operating Temperature	-55°C ~ 125°C	Capacitance	150 µF

Parts with Similar Specifications

The three parts on the right have similar specifications to Vishay Sprague 293D157X9010D2TE3

Product Attribute				
Part Number	293D157X9010D2TE3	293D157X06R3C2TE3	293D156X9035D2TE3	293D156X9016C2TE3
Manufacturer	Vishay Sprague	Vishay Sprague	Vishay Sprague	Vishay Sprague
Series	TANTAMOUNT®, 293D	TANTAMOUNT®, 293D	TANTAMOUNT®, 293D	TANTAMOUNT®, 293D
Failure Rate	-	-	-	-
ESR (Equivalent Series Resistance)	600mOhm	700mOhm	700mOhm	1.5Ohm
Package / Case	2917 (7343 Metric)	2312 (6032 Metric)	2917 (7343 Metric)	2312 (6032 Metric)
Package	Tape & Reel (TR)	Tape & Reel (TR)	Tape & Reel (TR)	Tape & Reel (TR)
Manufacturer Size Code	D	C	D	C
Lifetime @ Temp.	-	-	-	-
Height - Seated (Max)	0.122" (3.10mm)	0.110" (2.79mm)	0.122" (3.10mm)	0.110" (2.79mm)
Lead Spacing	-	-	-	-
Tolerance	±10%	±20%	±10%	±10%
Size / Dimension	0.287" L x 0.169" W (7.30mm x 4.30mm)	0.236" L x 0.126" W (6.00mm x 3.20mm)	0.287" L x 0.169" W (7.30mm x 4.30mm)	0.236" L x 0.126" W (6.00mm x 3.20mm)
Mounting Type	Surface Mount	Surface Mount	Surface Mount	Surface Mount
Capacitance	150 µF	150 µF	15 µF	15 µF
Operating Temperature	-55°C ~ 125°C	-55°C ~ 125°C	-55°C ~ 125°C	-55°C ~ 125°C
Features	General Purpose	General Purpose	General Purpose	General Purpose
Type	Molded	Molded	Molded	Molded
Voltage - Rated	10 V	6.3 V	35 V	16 V

293D157X9010D2TE3 Datasheet PDF

Download 293D157X9010D2TE3 pdf datasheets and Vishay Sprague documentation for 293D157X9010D2TE3 - Vishay Sprague.

Datasheets

293D Series Datasheet.pdf

HTML Datasheet

293D Series Datasheet.pdf

PCN Design/Specification

Adding of Halogen Free Id 23/Dec/2014.pdf

Customers Also Interested in

Recommended Products

					
293D225X0010A2T Electro-Films (EFI) / Vishay	293D156X9020C2T VIS	293D157X06R3C2TE3 Vishay Sprague CAP TANT 150UF 20% 6.3V 2312	293D156X9035D2TE3 Vishay Sprague CAP TANT 15UF 10% 35V 2917	293D156X9016C2TE3 Vishay Sprague CAP TANT 15UF 10% 16V 2312	293D157X9010D2T VIS
					
293D225X0010A2TE3 Vishay Sprague CAP TANT 2.2UF 20% 10V 1206	293D157X0010D2TE3 Vishay Sprague CAP TANT 150UF 20% 10V 2917	293D157X96R3C2TE3 Vishay Sprague CAP TANT 150UF 10% 6.3V 2312	293D157X9010E2T Electro-Films (EFI) / Vishay	293D225X0025B2TE3 Vishay Sprague CAP TANT 2.2UF 20% 25V 1411	293D225X0016A2TE3 Vishay Sprague CAP TANT 2.2UF 20% 16V 1206
					
293D156X9035D2W216 Electro-Films (EFI) / Vishay	293D225X0016A2T Electro-Films (EFI) / Vishay	293D156X96R3A2T Electro-Films (EFI) / Vishay	293D156X9020D2T Electro-Films (EFI) / Vishay	293D225X0050C2TE3 Vishay Sprague CAP TANT 2.2UF 20% 50V 2312	293D157X06R3D2TE3 Vishay Sprague CAP TANT 150UF 20% 6.3V 2917

Shipment

Delivery Time

In-stock items can be shipped within 24 hours. Some parts will be arranged for delivery within 1-2 days from the date all items arrive at our warehouse. And Allelco ships order once a day at about 17:00, except Sunday. Once the goods are shipped, the estimated delivery time depends on the shipping methods and Delivery destination. The table below shows are the logistic time for some common countries.

Delivery Cost

- > Use your express account for shipment if you have one.
- > Use our account for the shipment. Refer to the table below for the approximate charges.
(Different time frame / countries / package size has different price.)

Delivery Method

- > Global Common Shipment by DHL / UPS / FedEx / TNT / EMS / SF we support.
- > Others more shipping ways, please get in touch with your customer manager.

Common Countries Logistic Time Reference		
Region	Country	Logistic Time(Day)
America	United States	5
	Brazil	7
Europe	Germany	5
	United Kingdom	4
	Italy	5
Oceania	Australia	6
	New Zealand	7
Asia	India	6
	Japan	7
Middle East	Israel	6

DHL & FedEx Shipment Charges Reference	
Shipment charges(KG)	Reference DHL(USD\$)
0.00kg-1.00kg	USD\$60.00
1.00kg-2.00kg	USD\$70.00
2.00kg-3.00kg	USD\$80.00




Note: The above table is for reference only. There may have some data bias for the uncontrollable factors.
Contact us if you have any questions.

Payment Support

The payment method can be chosen from the methods shown below:
Wire Transfer (T/T, Bank Transfer), Western Union, Credit card, PayPal.



Your Faithful Supply Chain Partner -

-  Efficient Supply Management
-  Cost-Saving Procurement
-  Fast Sourcing & Delivery

Contact us if you have any questions.

-  Phone
+00852 9146 4856
-  Email
info@allelco.com

Certifications & Memberships



[View More](#)