



STL140N4LLF5

Manufacturer Part Number	STL140N4LLF5
Manufacturer	STMicroelectronics
Allelco Part Number	32D-STL140N4LLF5
ECAD Model	 PCB Symbol, Footprint & 3D Mode
Parts Description	MOSFET N-CH 40V 140A POWERFLAT
Package	8-PowerVDFN
Data sheet	STL140N4LLF5.pdf
RoHs Status	 ROHS3 Compliant


[Get a Quote](#)

STL140N4LLF5 - STMicroelectronics.New Original in Stock. Download Linear Technology STL140N4LLF5 datasheet/specifications on AllelcoElec.com.

Request a quote for STL140N4LLF5, please send us email: info@allelco.com

Specifications





STL140N4LLF5 Tech Specifications

STL140N4LLF5 - STMicroelectronics technical specifications, attributes, parameters

Product Attribute	Attribute Value	Product Attribute	Attribute Value
Manufacturer	STMicroelectronics	Operating Temperature	-55°C ~ 150°C (TJ)
Vgs(th) (Max) @ Id	1V @ 250µA	Mounting Type	Surface Mount
Vgs (Max)	±22V	Input Capacitance (Ciss) (Max) @ Vds	5900 pF @ 25 V
Technology	MOSFET (Metal Oxide)	Gate Charge (Qg) (Max) @ Vgs	45 nC @ 4.5 V
Supplier Device Package	PowerFlat™ (5x6)	FET Type	N-Channel
Series	STripFET™ V	FET Feature	-
Rds On (Max) @ Id, Vgs	2.75mOhm @ 16A, 10V	Drive Voltage (Max Rds On, Min Rds On)	4.5V, 10V
Power Dissipation (Max)	80W (Tc)	Drain to Source Voltage (Vdss)	40 V
Package / Case	8-PowerVDFN	Current - Continuous Drain (Id) @ 25°C	140A (Tc)
Package	Tape & Reel (TR)	Base Product Number	STL140

Parts with Similar Specifications


The three parts on the right have similar specifications to STMicroelectronics STL140N4LLF5

Product Attribute	 NO PICTURE			
Part Number	STL140N4LLF5	STL12N65M2	STL160NS3LLH7	STL140N6F7
Manufacturer	STMicroelectronics	STMicroelectronics	STMicroelectronics	STMicroelectronics
Base Product Number	STL140	STL12	STL160	STL140
Package / Case	8-PowerVDFN	8-PowerVDFN	8-PowerVDFN	8-PowerVDFN
Technology	MOSFET (Metal Oxide)	MOSFET (Metal Oxide)	MOSFET (Metal Oxide)	MOSFET (Metal Oxide)
Supplier Device Package	PowerFlat™ (5x6)	PowerFlat™ (5x6) HV	PowerFlat™ (5x6)	PowerFlat™ (5x6)
Current - Continuous Drain (Id) @ 25°C	140A (Tc)	5A (Tc)	160A (Tc)	145A (Tc)
Rds On (Max) @ Id, Vgs	2.75mOhm @ 16A, 10V	750mOhm @ 3A, 10V	2.1mOhm @ 18A, 10V	2.5mOhm @ 16A, 10V
Drain to Source Voltage (Vdss)	40 V	650 V	30 V	60 V
FET Type	N-Channel	N-Channel	N-Channel	N-Channel
Mounting Type	Surface Mount	Surface Mount	Surface Mount	Surface Mount
Drive Voltage (Max Rds On, Min Rds On)	4.5V, 10V	10V	4.5V, 10V	10V
Series	STripFET™ V	MDmesh™	DeepGATE™, STripFET™ VII	DeepGATE™, STripFET™ VII
Gate Charge (Qg) (Max) @ Vgs	45 nC @ 4.5 V	12.5 nC @ 10 V	20 nC @ 4.5 V	40 nC @ 10 V
FET Feature	-	-	-	-
Input Capacitance (Ciss) (Max) @ Vds	5900 pF @ 25 V	410 pF @ 100 V	3245 pF @ 25 V	2700 pF @ 25 V
Operating Temperature	-55°C ~ 150°C (TJ)	-55°C ~ 150°C (TJ)	-55°C ~ 150°C (TJ)	175°C (TJ)
Vgs(th) (Max) @ Id	1V @ 250µA	4V @ 250µA	2.3V @ 1mA	4V @ 1mA
Package	Tape & Reel (TR)	Tape & Reel (TR)	Tape & Reel (TR)	Tape & Reel (TR)
Power Dissipation (Max)	80W (Tc)	48W (Tc)	84W (Tc)	4.8W (Ta), 125W (Tc)
Vgs (Max)	±22V	±25V	±20V	±20V


STL140N4LLF5 Datasheet PDF

Download STL140N4LLF5 pdf datasheets and STMicroelectronics documentation for STL140N4LLF5 - STMicroelectronics.

Datasheets

 STL140N4LLF5.pdf
--

PCN Packaging



















 Mult Dev Inner Box Chg 9/Dec/2021.pdf

PCN Assembly/Origin

--

Customers Also Interested in

Recommended Products

					
STL12N65M2 STMicroelectronics MOSFET N-CH 650V 5A POWERFLAT HV	STL160NS3LLH7 STMicroelectronics MOSFET N-CH 30V 160A POWERFLAT	STL15DN4F5 STMicroelectronics MOSFET 2N-CH 40V 60A POWERFLAT	STL140N6F7 STMicroelectronics MOSFET N-CH 60V 145A POWERFLAT HV	STL160N3LLH6 STMicroelectronics MOSFET N-CH 30V 160A POWERFLAT	STL150N3LLH6 STMicroelectronics MOSFET N-CH 30V 150A POWERFLAT
					
STL13N60DM2 STMicroelectronics MOSFET N-CH 650V 8A POWERFLAT HV	STL130N6F7 STMicroelectronics MOSFET N-CH 60V 130A POWERFLAT	STL150N3LLH5 MOS STMicroelectronics	STL13NM60N STMicroelectronics MOSFET N-CH 600V 10A PWRFLAT HV	STL12N65M5 STMicroelectronics MOSFET N-CH 650V 8.5A POWERFLAT	STL140N4F7AG STMicroelectronics MOSFET N-CH 40V 120A POWERFLAT
					
STL15N65M5 STMicroelectronics MOSFET N-CH 650V 10A POWERFLAT	STL13N65M2 STMicroelectronics MOSFET N-CH 650V 6.5A POWERFLAT	STL150N3LLH5 STMicroelectronics MOSFET N-CH 30V 195A POWERFLAT	STL130N8F7 STMicroelectronics MOSFET N-CH 80V 130A POWERFLAT	STL160N4F7 STMicroelectronics MOSFET N-CH 40V 120A POWERFLAT	STL13N60M2 STMicroelectronics MOSFET N-CH 600V 7A POWERFLAT HV

Shipment

Delivery Time

In-stock items can be shipped within 24 hours. Some parts will be arranged for delivery within 1-2 days from the date all items arrive at our warehouse. And Allelco ships order once a day at about 17:00, except Sunday. Once the goods are shipped, the estimated delivery time depends on the shipping methods and Delivery destination. The table below shows are the logistic time for some common countries.

Delivery Cost

- > Use your express account for shipment if you have one.
- > Use our account for the shipment. Refer to the table below for the approximate charges.

(Different time frame / countries / package size has different price.)

Delivery Method

- > Global Common Shipment by DHL / UPS / FedEx / TNT / EMS / SF we support.
- > Others more shipping ways, please get in touch with your customer manager.

Common Countries Logistic Time Reference		
Region	Country	Logistic Time(Day)
America	United States	5
	Brazil	7
Europe	Germany	5
	United Kingdom	4
	Italy	5
Oceania	Australia	6
	New Zealand	7
Asia	India	6
	Japan	7
Middle East	Israel	6

DHL & FedEx Shipment Charges Reference	
Shipment charges(KG)	Reference DHL(USD\$)
0.00kg-1.00kg	USD\$60.00
1.00kg-2.00kg	USD\$70.00
2.00kg-3.00kg	USD\$80.00




Note: The above table is for reference only. There may have some data bias for the uncontrollable factors. Contact us if you have any questions.

Payment Support

The payment method can be chosen from the methods shown below:
Wire Transfer (T/T, Bank Transfer), Western Union, Credit card, PayPal.



Your Faithful Supply Chain Partner -

-  Efficient Supply Management
-  Cost-Saving Procurement
-  Fast Sourcing & Delivery

Contact us if you have any questions.

-  Phone
+00852 9146 4856
-  Email
info@allelco.com

Certifications & Memberships



View More