





CM200DU-24NFH

Manufacturer Part Number	CM200DU-24NFH
Manufacturer	Powerex, Inc.
Allelco Part Number	32D-CM200DU-24NFH
ECAD Model	 Request Free CAD Models
Parts Description	IGBT MOD 1200V 200A 830W
Package	Module
Data sheet	CM200DU-24NFH.pdf
RoHS Status	 RoHS Compliant



Get a Quote

CM200DU-24NFH - Powerex Inc..New Original in Stock. Download Linear Technology CM200DU-24NFH datasheet/specifications on AllelcoElec.com.
Request a quote for CM200DU-24NFH, please send us email: info@allelco.com

Specifications





CM200DU-24NFH Tech Specifications

CM200DU-24NFH - Powerex Inc. technical specifications, attributes, parameters

Product Attribute	Attribute Value	Product Attribute	Attribute Value
Manufacturer	Powerex, Inc.	NTC Thermistor	No
Voltage - Collector Emitter Breakdown (Max)	1200 V	Mounting Type	Chassis Mount
Vce(on) (Max) @ Vge, Ic	6.5V @ 15V, 200A	Input Capacitance (Cies) @ Vce	32 nF @ 10 V
Supplier Device Package	Module	Input	Standard
Series	IGBTMOD™	IGBT Type	-
Power - Max	830 W	Current - Collector Cutoff (Max)	1 mA
Package / Case	Module	Current - Collector (Ic) (Max)	200 A
Package	Bulk	Configuration	Half Bridge
Operating Temperature	-40°C ~ 150°C (TJ)		

Parts with Similar Specifications

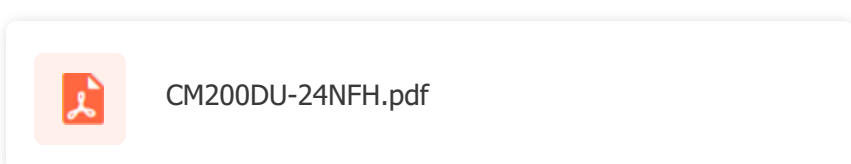
The three parts on the right have similar specifications to Powerex Inc. CM200DU-24NFH

Product Attribute	 NO PICTURE			
Part Number	CM200DU-24NFH	CM200DX-24A	CM200DU-12F	CM200DU-34KA
Manufacturer	Powerex Inc.	Powerex Inc.	Powerex Inc.	Powerex Inc.
Operating Temperature	-40°C ~ 150°C (TJ)	-40°C ~ 150°C (TJ)	-40°C ~ 150°C (TJ)	-40°C ~ 150°C (TJ)
NTC Thermistor	No	Yes	No	No
Mounting Type	Chassis Mount	Chassis Mount	Chassis Mount	Chassis Mount
Vce(on) (Max) @ Vge, Ic	6.5V @ 15V, 200A	2.6V @ 15V, 200A	2.2V @ 15V, 200A	4V @ 15V, 200A
Current - Collector Cutoff (Max)	1 mA	1 mA	1 mA	1 mA
Package	Bulk	Bulk	Bulk	Bulk
Input Capacitance (Cies) @ Vce	32 nF @ 10 V	35 nF @ 10 V	54 nF @ 10 V	29 nF @ 10 V
Input	Standard	Standard	Standard	Standard
Voltage - Collector Emitter Breakdown (Max)	1200 V	1200 V	600 V	1700 V
Configuration	Half Bridge	Half Bridge	Half Bridge	Half Bridge
Package / Case	Module	Module	Module	Module
IGBT Type	-	-	Trench	-
Supplier Device Package	Module	Module	Module	Module
Series	IGBTMOD™	IGBTMOD™	IGBTMOD™	IGBTMOD™
Power - Max	830 W	1250 W	590 W	1100 W
Current - Collector (Ic) (Max)	200 A	200 A	200 A	200 A

CM200DU-24NFH Datasheet PDF

Download CM200DU-24NFH pdf datasheets and Powerex Inc. documentation for CM200DU-24NFH - Powerex Inc..

Datasheets



Customers Also Interested in

Recommended Products



NO PICTURE

CM200DU-24FA

MITSUBISHI
IGBT Module



NO PICTURE

CM200DU-12F 300G

MITSUBISHI
IGBT Module



NO PICTURE

CM200DX-34

MITSUBISHI
IGBT Module



CM200DX-24A

Powerex Inc.
IGBT MOD 1200V 200A 1250W



NO PICTURE


CM200DD-66H

MITSUBISHI
IGBT Module



CM200DU-12F

Powerex Inc.
IGBT MOD 600V 200A 590W

**CM200DU-12E**MIT
IGBT Module**CM200DU-34KA**Powerex Inc.
IGBT MOD 1700V 200A 1100W**CM200DU-24F**Powerex Inc.
IGBT MOD 1200V 200A 890W**CM200DU-12H**Powerex Inc.
IGBT MOD 600V 200A 650W**CM200DY-12E**MITSUBISHI
IGBT Module**CM200DX-34SA**

MITSUBISHI

**CM200DX-24S**Powerex Inc.
IGBT MOD 1200V 200A 1500W**CM200DXD1-24A**MITSUBISHI
IGBT Module**CM200DU-24H 202**MITSUBISHI
IGBT Module**CM200DU-24H**Powerex Inc.
IGBT MOD 1200V 200A 1130W**CM200DU-12NFH**Powerex Inc.
IGBT MOD 600V 200A 590W**CM200DY-12H**Powerex Inc.
IGBT MOD 600V 200A 780W

Shipment

Delivery Time

In-stock items can be shipped within 24 hours. Some parts will be arranged for delivery within 1-2 days from the date all items arrive at our warehouse. And Allelco ships order once a day at about 17:00, except Sunday. Once the goods are shipped, the estimated delivery time depends on the shipping methods and Delivery destination. The table below shows are the logistic time for some common countries.

Delivery Cost

- > Use your express account for shipment if you have one.
- > Use our account for the shipment. Refer to the table below for the approximate charges.
(Different time frame / countries / package size has different price.)

Delivery Method

- > Global Common Shipment by DHL / UPS / FedEx / TNT / EMS / SF we support.
- > Others more shipping ways, please get in touch with your customer manager.

Common Countries Logistic Time Reference

Region	Country	Logistic Time(Day)
America	United States	5
	Brazil	7
Europe	Germany	5
	United Kingdom	4
	Italy	5
Oceania	Australia	6
	New Zealand	7
Asia	India	6
	Japan	7
Middle East	Israel	6

DHL & FedEx Shipment Charges Reference

Shipment charges(KG)	Reference DHL(USD\$)
0.00kg-1.00kg	USD\$60.00
1.00kg-2.00kg	USD\$70.00
2.00kg-3.00kg	USD\$80.00

Note: The above table is for reference only. There may have some data bias for the uncontrollable factors.

Contact us if you have any questions.

Payment Support

The payment method can be chosen from the methods shown below:
Wire Transfer (T/T, Bank Transfer), Western Union, Credit card, PayPal.



Your Faithful Supply Chain Partner -

- Efficient Supply Management
- Cost-Saving Procurement
- Fast Sourcing & Delivery

Contact us if you have any questions.

- Phone
+00852 9146 4856
- Email
info@allelco.com

Certifications & Memberships



[View More](#)



Contact us

Address: Flat/Rm C 13/F Harvard Commercial Building 105-111 Thomson Road, Wan Chai, Hong Kong
 Phone: +00852 9146 4856
 Fax: +00852 3010 8510
 Email: info@Allelco.com