



IRFBG20PBF

Manufacturer Part Number	IRFBG20PBF
Manufacturer	Vishay / Siliconix
Allelco Part Number	32D-IRFBG20PBF
ECAD Model	Request Free CAD Models
Parts Description	MOSFET N-CH 1000V 1.4A TO220AB
Package	TO-220-3
Data sheet	IRFBG20,SiHFBG20.pdf
RoHs Status	ROHS3 Compliant



Get a Quote

IRFBG20PBF - Vishay Siliconix.New Original in Stock. Download Linear Technology IRFBG20PBF datasheet/specifications on AllelcoElec.com.
Request a quote for IRFBG20PBF, please send us email: info@allelco.com

Specifications

IRFBG20PBF Tech Specifications

IRFBG20PBF - Vishay Siliconix technical specifications, attributes, parameters

Product Attribute	Attribute Value	Product Attribute	Attribute Value
Manufacturer	Vishay / Siliconix	Operating Temperature	-55°C ~ 150°C (TJ)
Vgs(th) (Max) @ Id	4V @ 250µA	Mounting Type	Through Hole
Vgs (Max)	±20V	Input Capacitance (Ciss) (Max) @ Vds	500 pF @ 25 V
Technology	MOSFET (Metal Oxide)	Gate Charge (Qg) (Max) @ Vgs	38 nC @ 10 V
Supplier Device Package	TO-220AB	FET Type	N-Channel
Series	-	FET Feature	-
Rds On (Max) @ Id, Vgs	110hm @ 840mA, 10V	Drive Voltage (Max Rds On, Min Rds On)	10V
Power Dissipation (Max)	54W (Tc)	Drain to Source Voltage (Vdss)	1000 V
Package / Case	TO-220-3	Current - Continuous Drain (Id) @ 25°C	1.4A (Tc)
Package	Tube	Base Product Number	IRFBG20

Parts with Similar Specifications

The three parts on the right have similar specifications to Vishay Siliconix IRFBG20PBF

Product Attribute	NO PICTURE			
Part Number	IRFBG20PBF	IRFBF30PBF	IRFBF30STRL	IRFBF20STRL
Manufacturer	Vishay Siliconix	Vishay Siliconix	Vishay Siliconix	Vishay Siliconix
Rds On (Max) @ Id, Vgs	110hm @ 840mA, 10V	3.70hm @ 2.2A, 10V	3.70hm @ 2.2A, 10V	80hm @ 1A, 10V
Power Dissipation (Max)	54W (Tc)	125W (Tc)	125W (Tc)	3.1W (Ta), 54W (Tc)
FET Feature	-	-	-	-
Vgs(th) (Max) @ Id	4V @ 250µA	4V @ 250µA	4V @ 250µA	4V @ 250µA
Drive Voltage (Max Rds On, Min Rds On)	10V	10V	10V	10V
Technology	MOSFET (Metal Oxide)	MOSFET (Metal Oxide)	MOSFET (Metal Oxide)	MOSFET (Metal Oxide)
Series	-	-	-	-
Base Product Number	IRFBG20	IRFBF30	IRFBF30	IRFBF20
Supplier Device Package	TO-220AB	TO-220AB	D ² PAK (TO-263)	D ² PAK (TO-263)
FET Type	N-Channel	N-Channel	N-Channel	N-Channel
Current - Continuous Drain (Id) @ 25°C	1.4A (Tc)	3.6A (Tc)	3.6A (Tc)	1.7A (Tc)
Vgs (Max)	±20V	±20V	±20V	±20V
Gate Charge (Qg) (Max) @ Vgs	38 nC @ 10 V	78 nC @ 10 V	78 nC @ 10 V	38 nC @ 10 V
Operating Temperature	-55°C ~ 150°C (TJ)	-55°C ~ 150°C (TJ)	-55°C ~ 150°C (TJ)	-55°C ~ 150°C (TJ)
Package / Case	TO-220-3	TO-220-3	TO-263-3, D ² Pak (2 Leads + Tab), TO-263AB	TO-263-3, D ² Pak (2 Leads + Tab), TO-263AB
Input Capacitance (Ciss) (Max) @ Vds	500 pF @ 25 V	1200 pF @ 25 V	1200 pF @ 25 V	490 pF @ 25 V
Package	Tube	Tube	Tape & Reel (TR)	Tape & Reel (TR)
Drain to Source Voltage (Vdss)	1000 V	900 V	900 V	900 V
Mounting Type	Through Hole	Through Hole	Surface Mount	Surface Mount

IRFBG20PBF Datasheet PDF

Download IRFBG20PBF pdf datasheets and Vishay Siliconix documentation for IRFBG20PBF - Vishay Siliconix.

Datasheets

IRFBG20,SiHFBG20.pdf



















Other Related Documents

Packaging Information.pdf

PCN Design/Specification

Customers Also Interested in

Recommended Products

 IRFBF30PBF Vishay Siliconix MOSFET N-CH 900V 3.6A TO220AB	 IRFBF30STRL Vishay Siliconix MOSFET N-CH 900V 3.6A D2PAK	 IRFBF20STRL Vishay Siliconix MOSFET N-CH 900V 1.7A D2PAK	 IRFBF30S Vishay Siliconix MOSFET N-CH 900V 3.6A D2PAK	 IRFC4568 IR	 IRFBG30PBF MOS Electro-Films (EFI) / Vishay
 IRFBL10N60A IR	 IRFBF20STRLPBF Vishay Siliconix MOSFET N-CH 900V 1.7A D2PAK	 IRFBG30PBF Vishay Siliconix MOSFET N-CH 1000V 3.1A TO220AB	 IRFD010 Vishay Siliconix MOSFET N-CH 50V 1.7A 4DIP	 IRFBF30PBF MOS IR	 IRFC140 IR
 IRFBG20 Vishay Siliconix MOSFET N-CH 1000V 1.4A TO220AB	 IRFBF20SPBF Vishay Siliconix MOSFET N-CH 900V 1.7A D2PAK	 IRFBG30 Vishay Siliconix MOSFET N-CH 1000V 3.1A TO220AB	 IRFBF20STRLPBF MOS IR/VISHAY	 IRFBF30 Vishay Siliconix MOSFET N-CH 900V 3.6A TO220AB	 IRFD010PBF Vishay Siliconix MOSFET N-CH 50V 1.7A 4DIP

Shipment

Delivery Time

In-stock items can be shipped within 24 hours. Some parts will be arranged for delivery within 1-2 days from the date all items arrive at our warehouse. And Allelco ships order once a day at about 17:00, except Sunday. Once the goods are shipped, the estimated delivery time depends on the shipping methods and Delivery destination. The table below shows are the logistic time for some common countries.

Delivery Cost

> Use your express account for shipment if you have one.

> Use our account for the shipment. Refer to the table below for the approximate charges.

(Different time frame / countries / package size has different price.)

Delivery Method

> Global Common Shipment by DHL / UPS / FedEx / TNT / EMS / SF we support.

> Others more shipping ways, please get in touch with your customer manager.

Common Countries Logistic Time Reference		
Region	Country	Logistic Time(Day)
America	United States	5
	Brazil	7
Europe	Germany	5
	United Kingdom	4
	Italy	5
Oceania	Australia	6
	New Zealand	7
Asia	India	6
	Japan	7
Middle East	Israel	6

DHL & FedEx Shipment Charges Reference	
Shipment charges(KG)	Reference DHL(USD\$)
0.00kg-1.00kg	USD\$60.00
1.00kg-2.00kg	USD\$70.00
2.00kg-3.00kg	USD\$80.00

Note: The above table is for reference only. There may have some data bias for the uncontrollable factors.
Contact us if you have any questions.




Payment Support

The payment method can be chosen from the methods shown below:

Wire Transfer (T/T, Bank Transfer), Western Union, Credit card, PayPal.



Your Faithful Supply Chain Partner -

 Efficient Supply Management
 Cost-Saving Procurement
 Fast Sourcing & Delivery

Contact us if you have any questions.

 Phone
+00852 9146 4856
 Email
info@allelco.com

Certifications & Memberships



[View More](#)