





STL42P4LLF6

Manufacturer Part Number	STL42P4LLF6
Manufacturer	STMicroelectronics
Allelco Part Number	32D-STL42P4LLF6
ECAD Model	 Request Free CAD Models
Parts Description	MOSFET P-CH 40V 42A POWERFLAT
Package	8-PowerVDFN
Data sheet	STL42P4LLF6.pdf
RoHs Status	 ROHS3 Compliant



Get a Quote

STL42P4LLF6 - STMicroelectronics.New Original in Stock. Download Linear Technology STL42P4LLF6 datasheet/specifications on AllelcoElec.com.

Request a quote for STL42P4LLF6, please send us email: info@allelco.com

Specifications





STL42P4LLF6 Tech Specifications

STL42P4LLF6 - STMicroelectronics technical specifications, attributes, parameters

Product Attribute	Attribute Value	Product Attribute	Attribute Value
Manufacturer	STMicroelectronics	Operating Temperature	175°C (TJ)
Vgs(th) (Max) @ Id	2.5V @ 250µA	Mounting Type	Surface Mount
Vgs (Max)	±20V	Input Capacitance (Ciss) (Max) @ Vds	2850 pF @ 25 V
Technology	MOSFET (Metal Oxide)	Gate Charge (Qg) (Max) @ Vgs	22 nC @ 4.5 V
Supplier Device Package	PowerFlat™ (5x6)	FET Type	P-Channel
Series	STripFET™ F6	FET Feature	-
Rds On (Max) @ Id, Vgs	18mOhm @ 5A, 10V	Drive Voltage (Max Rds On, Min Rds On)	4.5V, 10V
Power Dissipation (Max)	75W (Tc)	Drain to Source Voltage (Vdss)	40 V
Package / Case	8-PowerVDFN	Current - Continuous Drain (Id) @ 25°C	42A (Tc)
Package	Tape & Reel (TR)	Base Product Number	STL42

Parts with Similar Specifications


The three parts on the right have similar specifications to STMicroelectronics STL42P4LLF6

Product Attribute	 NO PICTURE		 life.augmented	 life.augmented
Part Number	STL42P4LLF6	STL4N80K5	STL4P3LLH6	STL42P6LLF6
Manufacturer	STMicroelectronics	STMicroelectronics	STMicroelectronics	STMicroelectronics
Input Capacitance (Ciss) (Max) @ Vds	2850 pF @ 25 V	175 pF @ 100 V	639 pF @ 25 V	3780 pF @ 25 V
Technology	MOSFET (Metal Oxide)	MOSFET (Metal Oxide)	MOSFET (Metal Oxide)	MOSFET (Metal Oxide)
Power Dissipation (Max)	75W (Tc)	38W (Tc)	2.4W (Ta)	100W (Tc)
FET Feature	-	-	-	-
Vgs(th) (Max) @ Id	2.5V @ 250µA	5V @ 100µA	2.5V @ 250µA	2.5V @ 250µA
Drive Voltage (Max Rds On, Min Rds On)	4.5V, 10V	10V	4.5V, 10V	4.5V, 10V
FET Type	P-Channel	N-Channel	P-Channel	P-Channel
Rds On (Max) @ Id, Vgs	18mOhm @ 5A, 10V	2.50hm @ 1.5A, 10V	56mOhm @ 2A, 10V	26mOhm @ 4.5A, 10V
Supplier Device Package	PowerFlat™ (5x6)	PowerFlat™ (5x6)	PowerFlat™ (2x2)	PowerFlat™ (5x6)
Mounting Type	Surface Mount	Surface Mount	Surface Mount	Surface Mount
Package / Case	8-PowerVDFN	8-PowerVDFN	6-PowerWDFN	8-PowerVDFN
Gate Charge (Qg) (Max) @ Vgs	22 nC @ 4.5 V	10.5 nC @ 10 V	6 nC @ 4.5 V	30 nC @ 4.5 V
Drain to Source Voltage (Vdss)	40 V	800 V	30 V	60 V
Vgs (Max)	±20V	±30V	±20V	±20V
Package	Tape & Reel (TR)	Tape & Reel (TR)	Tape & Reel (TR)	Tape & Reel (TR)
Operating Temperature	175°C (TJ)	-55°C ~ 150°C (TJ)	150°C (TJ)	175°C (TJ)
Current - Continuous Drain (Id) @ 25°C	42A (Tc)	2.5A (Tc)	4A (Ta)	42A (Tc)
Series	STripFET™ F6	SuperMESH5™	DeepGATE™, STripFET™ H6	STripFET™ F6
Base Product Number	STL42	STL4N80	STL4P3	STL42


STL42P4LLF6 Datasheet PDF

Download STL42P4LLF6 pdf datasheets and STMicroelectronics documentation for STL42P4LLF6 - STMicroelectronics.

Datasheets



















 STL42P4LLF6.pdf

PCN Assembly/Origin

 Mult Dev Assembly Transfer 31/May/2018.pdf
--

Customers Also Interested in

Recommended Products

 life.augmented		 life.augmented	 life.augmented	 life.augmented	 life.augmented
STL40C30H3LL STMicroelectronics MOSFET N/P-CH 30V POWERFLAT	STL4N80K5 STMicroelectronics MOSFET N-CH 800V 2.5A POWERFLAT	STL4P3LLH6 STMicroelectronics MOSFET P-CH 30V 4A POWERFLAT	STL42P6LLF6 STMicroelectronics MOSFET P-CH 60V 42A POWERFLAT	STL40DN3LLH5 STMicroelectronics MOSFET 2N-CH 30V 40A POWERFLAT56	STL42N65M5 STMicroelectronics MOSFET N-CH 650V 4A PWRFLAT HV
 life.augmented	 life.augmented	 life.augmented			
STL45P3LLH6 STMicroelectronics MOSFET P-CH 30V 45A POWERFLAT	STL40N10F7 STMicroelectronics MOSFET N-CH 100V 40A POWERFLAT	STL45N10F7AG STMicroelectronics MOSFET N-CH 100V 18A POWERFLAT	STL3NK40 STMicroelectronics MOSFET N-CH 400V 430MA POWERFLAT	STL3NM60N STMicroelectronics MOSFET N-CH 600V 0.65A POWERFLAT	STL4N10F7 STMicroelectronics MOSFET N-CH 100V 4.5/18A PWRFLAT
 life.augmented		 life.augmented	 life.augmented		 life.augmented
STL50DN6F7 STMicroelectronics MOSFET N-CH 60V 57A POWERFLAT	STL3N65M2 STMicroelectronics MOSFET N-CH 650V 2.3A POWERFLAT	STL3P6F6 STMicroelectronics MOSFET P-CH 60V 3A POWERFLAT	STL3N10F7 STMicroelectronics MOSFET N-CH 100V 4A POWERFLAT	STL40N75LF3 STMicroelectronics MOSFET N-CH 75V 40A POWERFLAT	STL45N60DM6 STMicroelectronics MOSFET N-CH 600V 25A PWRFLAT HV

Shipment

Delivery Time

In-stock items can be shipped within 24 hours. Some parts will be arranged for delivery within 1-2 days from the date all items arrive at our warehouse. And Allelco ships order once a day at about 17:00, except Sunday. Once the goods are shipped, the estimated delivery time depends on the shipping methods and Delivery destination. The table below shows are the logistic time for some common countries.

Delivery Cost

- > Use your express account for shipment if you have one.
- > Use our account for the shipment. Refer to the table below for the approximate charges.
(Different time frame / countries / package size has different price.)

Delivery Method

- > Global Common Shipment by DHL / UPS / FedEx / TNT / EMS / SF we support.
- > Others more shipping ways, please get in touch with your customer manager.

Common Countries Logistic Time Reference		
Region	Country	Logistic Time(Day)
America	United States	5
	Brazil	7
Europe	Germany	5
	United Kingdom	4
	Italy	5
Oceania	Australia	6
	New Zealand	7
Asia	India	6
	Japan	7
Middle East	Israel	6

DHL & FedEx Shipment Charges Reference	
Shipment charges(KG)	Reference DHL(USD\$)
0.00kg-1.00kg	USD\$60.00
1.00kg-2.00kg	USD\$70.00
2.00kg-3.00kg	USD\$80.00




Note: The above table is for reference only. There may have some data bias for the uncontrollable factors.
Contact us if you have any questions.

Payment Support

The payment method can be chosen from the methods shown below:
Wire Transfer (T/T, Bank Transfer), Western Union, Credit card,
PayPal.



Your Faithful Supply Chain Partner -

-  Efficient Supply Management
-  Cost-Saving Procurement
-  Fast Sourcing & Delivery

Contact us if you have any questions.

-  Phone
+00852 9146 4856
-  Email
info@allelco.com

Certifications & Memberships



[View More](#)