

Image may be representation.  
See specifications for product details.



## SIHFL9110TR-GE3

Manufacturer Part Number	<b>SIHFL9110TR-GE3</b>
Manufacturer	<b>Vishay / Siliconix</b>
Allelco Part Number	32D-SIHFL9110TR-GE3
ECAD Model	PCB Symbol, Footprint & 3D Mode
Parts Description	MOSFET P-CH 100V 1.1A SOT223
Package	TO-261-4, TO-261AA
Data sheet	<b>IRFL9110.pdf</b>
RoHs Status	<b>ROHS3 Compliant</b>

**Get a Quote**

SIHFL9110TR-GE3 - Vishay Siliconix. New Original in Stock. Download Linear Technology SIHFL9110TR-GE3 datasheet/specifications on AllelcoElec.com.  
Request a quote for SIHFL9110TR-GE3, please send us email: [info@allelco.com](mailto:info@allelco.com)

### Specifications

SIHFL9110TR-GE3 Tech Specifications  
SIHFL9110TR-GE3 - Vishay Siliconix technical specifications, attributes, parameters

Product Attribute	Attribute Value	Product Attribute	Attribute Value
Manufacturer	Vishay / Siliconix	Operating Temperature	-55°C ~ 150°C (TJ)
Vgs(th) (Max) @ Id	4V @ 250µA	Mounting Type	Surface Mount
Vgs (Max)	±20V	Input Capacitance (Ciss) (Max) @ Vds	200 pF @ 25 V
Technology	MOSFET (Metal Oxide)	Gate Charge (Qg) (Max) @ Vgs	8.7 nC @ 10 V
Supplier Device Package	SOT-223	FET Type	P-Channel
Series	-	FET Feature	-
Rds On (Max) @ Id, Vgs	1.20hm @ 660mA, 10V	Drive Voltage (Max Rds On, Min Rds On)	10V
Power Dissipation (Max)	2W (Ta), 3.1W (Tc)	Drain to Source Voltage (Vdss)	100 V
Package / Case	TO-261-4, TO-261AA	Current - Continuous Drain (Id) @ 25°C	1.1A (Tc)
Package	Tape & Reel (TR)	Base Product Number	SIHFL9110

### Parts with Similar Specifications

The three parts on the right have similar specifications to Vishay Siliconix SIHFL9110TR-GE3

Product Attribute				
Part Number	SIHFL9110TR-GE3	SIHFL9014TR-GE3	SIHFR120-GE3	SIHFL9110-E3
Manufacturer	Vishay Siliconix	Vishay Siliconix	Vishay Siliconix	Electro-Films (EFI) / Vishay
Vgs (Max)	±20V	±20V	±20V	-
Vgs(th) (Max) @ Id	4V @ 250µA	4V @ 250µA	4V @ 250µA	-
FET Feature	-	-	-	-
Supplier Device Package	SOT-223	SOT-223	TO-252AA	-
Operating Temperature	-55°C ~ 150°C (TJ)	-55°C ~ 150°C (TJ)	-55°C ~ 150°C (TJ)	-
Package	Tape & Reel (TR)	Tape & Reel (TR)	Tube	-
FET Type	P-Channel	P-Channel	N-Channel	-
Input Capacitance (Ciss) (Max) @ Vds	200 pF @ 25 V	270 pF @ 25 V	360 pF @ 25 V	-
Drain to Source Voltage (Vdss)	100 V	60 V	100 V	-
Technology	MOSFET (Metal Oxide)	MOSFET (Metal Oxide)	MOSFET (Metal Oxide)	-
Drive Voltage (Max Rds On, Min Rds On)	10V	10V	10V	-
Package / Case	TO-261-4, TO-261AA	TO-261-4, TO-261AA	TO-252-3, DPak (2 Leads + Tab), SC-63	-
Current - Continuous Drain (Id) @ 25°C	1.1A (Tc)	1.8A (Tc)	7.7A (Tc)	-
Rds On (Max) @ Id, Vgs	1.20hm @ 660mA, 10V	500mOhm @ 1.1A, 10V	270mOhm @ 4.6A, 10V	-
Mounting Type	Surface Mount	Surface Mount	Surface Mount	-
Series	-	-	-	-
Gate Charge (Qg) (Max) @ Vgs	8.7 nC @ 10 V	12 nC @ 10 V	16 nC @ 10 V	-
Power Dissipation (Max)	2W (Ta), 3.1W (Tc)	2W (Ta), 3.1W (Tc)	2.5W (Ta), 42W (Tc)	-
Base Product Number	SIHFL9110	SIHFL9014	-	-

### SIHFL9110TR-GE3 Datasheet PDF

Download SIHFL9110TR-GE3 pdf datasheets and Vishay Siliconix documentation for SIHFL9110TR-GE3 - Vishay Siliconix.

#### Datasheets



















[IRFL9110.pdf](#)

#### PCN Design/Specification

[Reel Design Change 29/Dec/2022.pdf](#)

## Customers Also Interested in

### Recommended Products

 <b>SIHFL9110-E3</b> Electro-Films (EFI) / Vishay	 <b>SIHFR014TL-E3</b> Electro-Films (EFI) / Vishay	 <b>SIHFR110TL-E3</b> VBSEMI	 <b>SIHFR010</b> Electro-Films (EFI) / Vishay	 <b>SIHFL9110</b> VISH	 <b>SIHFR024</b> Electro-Films (EFI) / Vishay
 <b>SIHFL9110-GE3</b> Electro-Films (EFI) / Vishay	 <b>SIHFR020</b> Electro-Films (EFI) / Vishay	 <b>SIHFL9014 MOS</b> Electro-Films (EFI) / Vishay	 <b>SIHFL9014-E3</b> Electro-Films (EFI) / Vishay	 <b>SIHFL9014TR-GE3</b> Vishay Siliconix MOSFET P-CH 60V 1.8A SOT223	 <b>SIHFL9014-GE3</b> Electro-Films (EFI) / Vishay
 <b>SIHFL9014T-E3</b> Electro-Films (EFI) / Vishay	 <b>SIHFR014-E3</b> VBSEMI	 <b>SIHFL9110T-E3</b> VBSEMI	 <b>SIHFL9014</b> Electro-Films (EFI) / Vishay	 <b>SIHFR120-GE3</b> Vishay Siliconix MOSFET N-CHANNEL 100V	 <b>SIHFR110</b> Electro-Films (EFI) / Vishay

## Shipment

### Delivery Time

In-stock items can be shipped within 24 hours. Some parts will be arranged for delivery within 1-2 days from the date all items arrive at our warehouse. And Allelco ships order once a day at about 17:00, except Sunday. Once the goods are shipped, the estimated delivery time depends on the shipping methods and Delivery destination. The table below shows are the logistic time for some common countries.

### Delivery Cost

- > Use your express account for shipment if you have one.
- > Use our account for the shipment. Refer to the table below for the approximate charges.  
(Different time frame / countries / package size has different price.)

### Delivery Method

- > Global Common Shipment by DHL / UPS / FedEx / TNT / EMS / SF we support.
- > Others more shipping ways, please get in touch with your customer manager.

Common Countries Logistic Time Reference		
Region	Country	Logistic Time(Day)
America	United States	5
	Brazil	7
Europe	Germany	5
	United Kingdom	4
	Italy	5
Oceania	Australia	6
	New Zealand	7
Asia	India	6
	Japan	7
Middle East	Israel	6

DHL & FedEx Shipment Charges Reference	
Shipment charges(KG)	Reference DHL(USD\$)
0.00kg-1.00kg	USD\$60.00
1.00kg-2.00kg	USD\$70.00
2.00kg-3.00kg	USD\$80.00

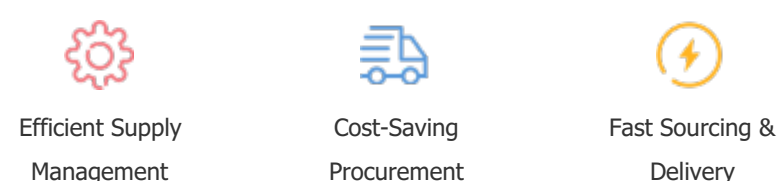
**Note:** The above table is for reference only. There may have some data bias for the uncontrollable factors.  
Contact us if you have any questions.

### Payment Support

The payment method can be chosen from the methods shown below:  
Wire Transfer (T/T, Bank Transfer), Western Union, Credit card, PayPal.



### Your Faithful Supply Chain Partner -



Contact us if you have any questions.



### Certifications & Memberships



[View More](#)