



# SIRA20DP-T1-RE3

Manufacturer Part Number	<b>SIRA20DP-T1-RE3</b>
Manufacturer	<b>Vishay / Siliconix</b>
Allelco Part Number	32D-SIRA20DP-T1-RE3
ECAD Model	PCB Symbol, Footprint & 3D Mode
Parts Description	MOSFET N-CH 25V 81.7A/100A PPAK
Package	PowerPAK® SO-8
Data sheet	<b>SIRA20DP.pdf</b>
RoHs Status	ROHS3 Compliant



**Get a Quote**

SIRA20DP-T1-RE3 - Vishay Siliconix. New Original in Stock. Download Linear Technology SIRA20DP-T1-RE3 datasheet/specifications on AllelcoElec.com.  
Request a quote for SIRA20DP-T1-RE3, please send us email: [info@allelco.com](mailto:info@allelco.com)

## Specifications

SIRA20DP-T1-RE3 Tech Specifications

SIRA20DP-T1-RE3 - Vishay Siliconix technical specifications, attributes, parameters

Product Attribute	Attribute Value	Product Attribute	Attribute Value
Manufacturer	Vishay / Siliconix	Operating Temperature	-55°C ~ 150°C (TJ)
Vgs(th) (Max) @ Id	2.1V @ 250µA	Mounting Type	Surface Mount
Vgs (Max)	+16V, -12V	Input Capacitance (Ciss) (Max) @ Vds	10850 pF @ 10 V
Technology	MOSFET (Metal Oxide)	Gate Charge (Qg) (Max) @ Vgs	200 nC @ 10 V
Supplier Device Package	PowerPAK® SO-8	FET Type	N-Channel
Series	TrenchFET®	FET Feature	-
Rds On (Max) @ Id, Vgs	0.58mOhm @ 20A, 10V	Drive Voltage (Max Rds On, Min Rds On)	4.5V, 10V
Power Dissipation (Max)	6.25W (Ta), 104W (Tc)	Drain to Source Voltage (Vdss)	25 V
Package / Case	PowerPAK® SO-8	Current - Continuous Drain (Id) @ 25°C	81.7A (Ta), 100A (Tc)
Package	Tape & Reel (TR)	Base Product Number	SIRA20

## Parts with Similar Specifications

The three parts on the right have similar specifications to Vishay Siliconix SIRA20DP-T1-RE3

Product Attribute				
Part Number	SIRA20DP-T1-RE3	SIRA32DP-T1-RE3	SIRA18BDP-T1-GE3	SIRA28BDP-T1-GE3
Manufacturer	Vishay Siliconix	Vishay Siliconix	Vishay Siliconix	Vishay Siliconix
Series	TrenchFET®	TrenchFET® Gen IV	TrenchFET® Gen IV	TrenchFET® Gen IV
Operating Temperature	-55°C ~ 150°C (TJ)	-55°C ~ 150°C (TJ)	-55°C ~ 150°C (TJ)	-55°C ~ 150°C (TJ)
FET Feature	-	-	-	-
Rds On (Max) @ Id, Vgs	0.58mOhm @ 20A, 10V	1.2mOhm @ 15A, 10V	6.83mOhm @ 10A, 10V	7.5mOhm @ 10A, 10V
Mounting Type	Surface Mount	Surface Mount	Surface Mount	Surface Mount
Power Dissipation (Max)	6.25W (Ta), 104W (Tc)	65.7W (Tc)	3.8W (Ta), 17W (Tc)	3.8W (Ta), 17W (Tc)
Package	Tape & Reel (TR)	Tape & Reel (TR)	Tape & Reel (TR)	Tape & Reel (TR)
Base Product Number	SIRA20	SIRA32	SIRA18	SIRA28
FET Type	N-Channel	N-Channel	N-Channel	N-Channel
Current - Continuous Drain (Id) @ 25°C	81.7A (Ta), 100A (Tc)	60A (Tc)	19A (Ta), 40A (Tc)	18A (Ta), 38A (Tc)
Gate Charge (Qg) (Max) @ Vgs	200 nC @ 10 V	83 nC @ 10 V	19 nC @ 10 V	14 nC @ 10 V
Technology	MOSFET (Metal Oxide)	MOSFET (Metal Oxide)	MOSFET (Metal Oxide)	MOSFET (Metal Oxide)
Vgs (Max)	+16V, -12V	+16V, -12V	+20V, -16V	+20V, -16V
Supplier Device Package	PowerPAK® SO-8	PowerPAK® SO-8	PowerPAK® SO-8	PowerPAK® SO-8
Drive Voltage (Max Rds On, Min Rds On)	4.5V, 10V	4.5V, 10V	4.5V, 10V	4.5V, 10V
Package / Case	PowerPAK® SO-8	PowerPAK® SO-8	PowerPAK® SO-8	PowerPAK® SO-8
Input Capacitance (Ciss) (Max) @ Vds	10850 pF @ 10 V	4450 pF @ 10 V	680 pF @ 15 V	582 pF @ 15 V
Vgs(th) (Max) @ Id	2.1V @ 250µA	2.2V @ 250µA	2.4V @ 250µA	2.4V @ 250µA
Drain to Source Voltage (Vdss)	25 V	25 V	30 V	30 V

## SIRA20DP-T1-RE3 Datasheet PDF

Download SIRA20DP-T1-RE3 pdf datasheets and Vishay Siliconix documentation for SIRA20DP-T1-RE3 - Vishay Siliconix.

### Datasheets

SIRA20DP.pdf

### PCN Design/Specification



















Mult Dev 07/Jun/2023.pdf

New solder paste 26/May/2023.pdf

### PCN Assembly/Origin

## Customers Also Interested in

### Recommended Products

					
<b>SIRA18DP-T1-GE3-G</b> Electro-Films (EFI) / Vishay	<b>SIRA32DP-T1-RE3</b> Vishay Siliconix MOSFET N-CH 25V 60A PPAK SO-8	<b>SIRA20DP-T1-GE3</b> Electro-Films (EFI) / Vishay	<b>SIRA18BDP-T1-GE3</b> Vishay Siliconix MOSFET N-CH 30V 19A/40A PPAK SO8	<b>SIRA14DP-T1-GE3-U</b> Electro-Films (EFI) / Vishay	<b>SIRA18DP-T1-GE3 MOS</b> Electro-Films (EFI) / Vishay
					
<b>SiRA18DP</b> Electro-Films (EFI) / Vishay	<b>SIRA18ADP-T1-E3</b> Electro-Films (EFI) / Vishay	<b>SIRA28BDP-T1-GE3</b> Vishay Siliconix MOSFET N-CH 30V 18A/38A PPAK SO8	<b>SIRA36DP-T1-GE3</b> Vishay Siliconix MOSFET N-CH 30V 40A PPAK SO-8	<b>SIRA22ADP-T1-GE3</b> Electro-Films (EFI) / Vishay	<b>SIRA14DP-T1-GE3-G</b> Electro-Films (EFI) / Vishay
					
<b>SIRA34DP-T1-GE3</b> Vishay Siliconix MOSFET N-CH 30V 40A PPAK SO-8	<b>SIRA18DP-T1-GE3</b> Vishay Siliconix MOSFET N-CH 30V 33A PPAK SO-8	<b>SIRA18ADP-T1-GE3</b> Vishay Siliconix MOSFET N-CH 30V 30.6A PPAK SO-8	<b>SIRA24DP-T1-GE3</b> Vishay Siliconix MOSFET N-CH 25V 60A PPAK SO-8	<b>SIRA50ADP-T1-RE3</b> Vishay Siliconix MOSFET N-CH 40V 54.8A/219A PPAK	<b>SIRA52ADP-T1-RE3</b> Vishay Siliconix MOSFET N-CH 40V 41.6A/131A PPAK

## Shipment

### Delivery Time

In-stock items can be shipped within 24 hours. Some parts will be arranged for delivery within 1-2 days from the date all items arrive at our warehouse. And Allelco ships order once a day at about 17:00, except Sunday. Once the goods are shipped, the estimated delivery time depends on the shipping methods and Delivery destination. The table below shows are the logistic time for some common countries.

### Delivery Cost

> Use your express account for shipment if you have one.

> Use our account for the shipment. Refer to the table below for the approximate charges.

(Different time frame / countries / package size has different price.)

### Delivery Method

> Global Common Shipment by DHL / UPS / FedEx / TNT / EMS / SF we support.

> Others more shipping ways, please get in touch with your customer manager.

Common Countries Logistic Time Reference		
Region	Country	Logistic Time(Day)
America	United States	5
	Brazil	7
Europe	Germany	5
	United Kingdom	4
	Italy	5
Oceania	Australia	6
	New Zealand	7
Asia	India	6
	Japan	7
Middle East	Israel	6

DHL & FedEx Shipment Charges Reference	
Shipment charges(KG)	Reference DHL(USD\$)
0.00kg-1.00kg	USD\$60.00
1.00kg-2.00kg	USD\$70.00
2.00kg-3.00kg	USD\$80.00

Note: The above table is for reference only. There may have some data bias for the uncontrollable factors.  
Contact us if you have any questions.

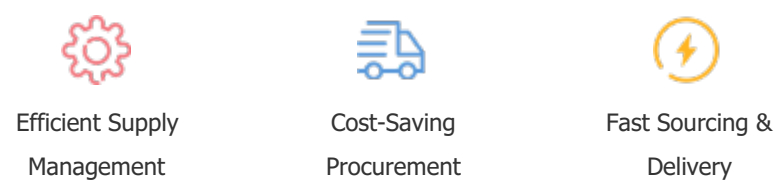
### Payment Support

The payment method can be chosen from the methods shown below:

Wire Transfer (T/T, Bank Transfer), Western Union, Credit card, PayPal.



### Your Faithful Supply Chain Partner -



Contact us if you have any questions.



### Certifications & Memberships



View More