





SUP70040E-GE3

Manufacturer Part Number	SUP70040E-GE3
Manufacturer	Vishay / Siliconix
Allelco Part Number	32D-SUP70040E-GE3
ECAD Model	 Request Free CAD Models
Parts Description	MOSFET N-CH 100V 120A TO220AB
Package	TO-220-3
Data sheet	SUP70040E.pdf
RoHs Status	 ROHS3 Compliant



Get a Quote

SUP70040E-GE3 - Vishay Siliconix. New Original in Stock. Download Linear Technology SUP70040E-GE3 datasheet/specifications on AllelcoElec.com.
Request a quote for SUP70040E-GE3, please send us email: info@allelco.com

Specifications





SUP70040E-GE3 Tech Specifications

SUP70040E-GE3 - Vishay Siliconix technical specifications, attributes, parameters

Product Attribute	Attribute Value	Product Attribute	Attribute Value
Manufacturer	Vishay / Siliconix	Operating Temperature	-55°C ~ 175°C (TJ)
Vgs(th) (Max) @ Id	4V @ 250µA	Mounting Type	Through Hole
Vgs (Max)	±20V	Input Capacitance (Ciss) (Max) @ Vds	5100 pF @ 50 V
Technology	MOSFET (Metal Oxide)	Gate Charge (Qg) (Max) @ Vgs	120 nC @ 10 V
Supplier Device Package	TO-220AB	FET Type	N-Channel
Series	TrenchFET®	FET Feature	-
Rds On (Max) @ Id, Vgs	4mOhm @ 20A, 10V	Drive Voltage (Max Rds On, Min Rds On)	7.5V, 10V
Power Dissipation (Max)	375W (Tc)	Drain to Source Voltage (Vdss)	100 V
Package / Case	TO-220-3	Current - Continuous Drain (Id) @ 25°C	120A (Tc)
Package	Bulk	Base Product Number	SUP70040

Parts with Similar Specifications


The three parts on the right have similar specifications to Vishay Siliconix SUP70040E-GE3

Product Attribute	 NO PICTURE			
Part Number	SUP70040E-GE3	SUP70101EL-GE3	SUP70060E-GE3	SUP70090E-GE3
Manufacturer	Vishay Siliconix	Vishay Siliconix	Vishay Siliconix	Vishay Siliconix
Package / Case	TO-220-3	TO-220-3	TO-220-3	TO-220-3
Vgs(th) (Max) @ Id	4V @ 250µA	2.5V @ 250µA	4V @ 250µA	4V @ 250µA
Gate Charge (Qg) (Max) @ Vgs	120 nC @ 10 V	190 nC @ 10 V	81 nC @ 10 V	50 nC @ 10 V
FET Feature	-	-	-	-
Package	Bulk	Tube	Bulk	Bulk
Vgs (Max)	±20V	±20V	±20V	±20V
Power Dissipation (Max)	375W (Tc)	375W (Tc)	200W (Tc)	125W (Tc)
Rds On (Max) @ Id, Vgs	4mOhm @ 20A, 10V	-	5.8mOhm @ 30A, 10V	8.9mOhm @ 20A, 10V
Technology	MOSFET (Metal Oxide)	MOSFET (Metal Oxide)	MOSFET (Metal Oxide)	MOSFET (Metal Oxide)
Supplier Device Package	TO-220AB	TO-220AB	TO-220AB	TO-220AB
Input Capacitance (Ciss) (Max) @ Vds	5100 pF @ 50 V	7000 pF @ 50 V	3330 pF @ 50 V	1950 pF @ 50 V
FET Type	N-Channel	P-Channel	N-Channel	N-Channel
Series	TrenchFET®	TrenchFET®	ThunderFET®	ThunderFET®
Operating Temperature	-55°C ~ 175°C (TJ)	-55°C ~ 175°C (TJ)	-55°C ~ 175°C (TJ)	-55°C ~ 175°C (TJ)
Drain to Source Voltage (Vdss)	100 V	100 V	100 V	100 V
Mounting Type	Through Hole	Through Hole	Through Hole	Through Hole
Drive Voltage (Max Rds On, Min Rds On)	7.5V, 10V	4.5V, 10V	7.5V, 10V	7.5V, 10V
Current - Continuous Drain (Id) @ 25°C	120A (Tc)	120A (Tc)	131A (Tc)	50A (Tc)
Base Product Number	SUP70040	SUP70101	SUP70060	SUP70090

SUP70040E-GE3 Datasheet PDF

Download SUP70040E-GE3 pdf datasheets and Vishay Siliconix documentation for SUP70040E-GE3 - Vishay Siliconix.

Datasheets



SUP70040E.pdf

Customers Also Interested in

Recommended Products



SUP70101EL-GE3

Vishay Siliconix
MOSFET P-CH 100V 120A TO220AB

SUP70060E-GE3

Vishay Siliconix
MOSFET N-CH 100V 131A TO220AB

SUP70090E-GE3

Vishay Siliconix
MOSFET N-CH 100V 50A TO220AB

SUP60N10-16L-E3

Vishay Siliconix
MOSFET N-CH 100V 60A TO220AB

SUP70N06-14

VISH

SUP70N03-09P

Electro-Films (EFI) / Vishay



SUP65P04-15

VISH

SUP60N06-18-E3

VBSEMI

SUP60N10-18P-E3

Vishay Siliconix
MOSFET N-CH 100V 60A TO220AB

SUP70101EL


Electro-Films (EFI) / Vishay

SUP70N03-09BP-E3

Vishay Siliconix
MOSFET N-CH 30V 70A TO220AB

SUP60N06-12P-GE3

Vishay Siliconix
MOSFET N-CH 60V 60A TO220AB



SUP70090E

Electro-Films (EFI) / Vishay

SUP60N10-16L

Electro-Films (EFI) / Vishay

SUP60N10-18P

Electro-Films (EFI) / Vishay

SUP65P04-15-E3

Vishay Siliconix
MOSFET P-CH 40V 65A TO220AB

SUP60N06-18

VISH

SUP65P06-20

Electro-Films (EFI) / Vishay

Shipment

Delivery Time

In-stock items can be shipped within 24 hours. Some parts will be arranged for delivery within 1-2 days from the date all items arrive at our warehouse. And Allelco ships order once a day at about 17:00, except Sunday. Once the goods are shipped, the estimated delivery time depends on the shipping methods and Delivery destination. The table below shows are the logistic time for some common countries.

Delivery Cost

> Use your express account for shipment if you have one.

> Use our account for the shipment. Refer to the table below for the approximate charges.

(Different time frame / countries / package size has different price.)

Delivery Method

> Global Common Shipment by DHL / UPS / FedEx / TNT / EMS / SF we support.

> Others more shipping ways, please get in touch with your customer manager.

Common Countries Logistic Time Reference		
Region	Country	Logistic Time(Day)
America	United States	5
	Brazil	7
Europe	Germany	5
	United Kingdom	4
	Italy	5
Oceania	Australia	6
	New Zealand	7
Asia	India	6
	Japan	7
Middle East	Israel	6

DHL & FedEx Shipment Charges Reference	
Shipment charges(KG)	Reference DHL(USD\$)
0.00kg-1.00kg	USD\$60.00
1.00kg-2.00kg	USD\$70.00
2.00kg-3.00kg	USD\$80.00

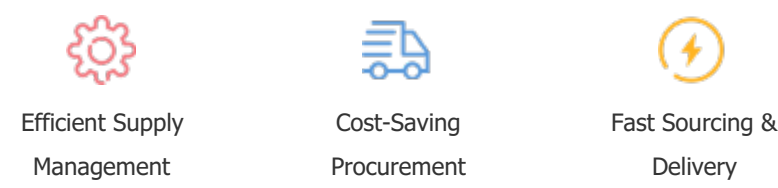
Note: The above table is for reference only. There may have some data bias for the uncontrollable factors.
Contact us if you have any questions.

Payment Support


The payment method can be chosen from the methods shown below:
Wire Transfer (T/T, Bank Transfer), Western Union, Credit card, PayPal.



Your Faithful Supply Chain Partner -



Contact us if you have any questions.



Certifications & Memberships



View More