





# STL20N6F7

Manufacturer Part Number	<b>STL20N6F7</b>
Manufacturer	<b>STMicroelectronics</b>
Allelco Part Number	32D-STL20N6F7
ECAD Model	 PCB Symbol, Footprint & 3D Mode
Parts Description	MOSFET N-CH 60V 100A POWERFLAT
Package	8-PowerVDFN
Data sheet	<b>STL20N6F7.pdf</b>
RoHs Status	 ROHS3 Compliant



Get a Quote

STL20N6F7 - STMicroelectronics.New Original in Stock. Download Linear Technology STL20N6F7 datasheet/specifications on AllelcoElec.com.  
Request a quote for STL20N6F7, please send us email: [info@allelco.com](mailto:info@allelco.com)





## Specifications

STL20N6F7 Tech Specifications  
STL20N6F7 - STMicroelectronics technical specifications, attributes, parameters

Product Attribute	Attribute Value	Product Attribute	Attribute Value
Manufacturer	STMicroelectronics	Operating Temperature	-55°C ~ 150°C (TJ)
Vgs(th) (Max) @ Id	4V @ 250µA	Mounting Type	Surface Mount
Vgs (Max)	±20V	Input Capacitance (Ciss) (Max) @ Vds	1600 pF @ 25 V
Technology	MOSFET (Metal Oxide)	Gate Charge (Qg) (Max) @ Vgs	25 nC @ 10 V
Supplier Device Package	PowerFlat™ (3.3x3.3)	FET Type	N-Channel
Series	STripFET™ F7	FET Feature	-
Rds On (Max) @ Id, Vgs	5.4mOhm @ 10A, 10V	Drive Voltage (Max Rds On, Min Rds On)	10V
Power Dissipation (Max)	3W (Ta), 78W (Tc)	Drain to Source Voltage (Vdss)	60 V
Package / Case	8-PowerVDFN	Current - Continuous Drain (Id) @ 25°C	100A (Tc)
Package	Tape & Reel (TR)	Base Product Number	STL20

## Parts with Similar Specifications


The three parts on the right have similar specifications to STMicroelectronics STL20N6F7

Product Attribute	 NO PICTURE	 life.augmented	 life.augmented	 life.augmented
Part Number	STL20N6F7	STL20NM20N	STL220N6F7	STL16N65M5
Manufacturer	STMicroelectronics	STMicroelectronics	STMicroelectronics	STMicroelectronics
FET Feature	-	-	-	-
Supplier Device Package	PowerFlat™ (3.3x3.3)	PowerFlat™ (5x6)	PowerFlat™ (5x6)	PowerFlat™ (8x8) HV
FET Type	N-Channel	N-Channel	N-Channel	N-Channel
Drain to Source Voltage (Vdss)	60 V	200 V	60 V	650 V
Drive Voltage (Max Rds On, Min Rds On)	10V	10V	10V	10V
Gate Charge (Qg) (Max) @ Vgs	25 nC @ 10 V	50 nC @ 10 V	100 nC @ 10 V	31 nC @ 10 V
Base Product Number	STL20	STL20	STL220	STL16
Operating Temperature	-55°C ~ 150°C (TJ)	-55°C ~ 150°C (TJ)	-55°C ~ 175°C (TJ)	150°C (TJ)
Rds On (Max) @ Id, Vgs	5.4mOhm @ 10A, 10V	105mOhm @ 10A, 10V	1.4mOhm @ 20A, 10V	299mOhm @ 6A, 10V
Input Capacitance (Ciss) (Max) @ Vds	1600 pF @ 25 V	800 pF @ 25 V	6600 pF @ 25 V	1250 pF @ 100 V
Vgs(th) (Max) @ Id	4V @ 250µA	5V @ 250µA	4V @ 250µA	5V @ 250µA
Power Dissipation (Max)	3W (Ta), 78W (Tc)	80W (Tc)	4.8W (Ta), 187W (Tc)	3W (Ta), 90W (Tc)
Technology	MOSFET (Metal Oxide)	MOSFET (Metal Oxide)	MOSFET (Metal Oxide)	MOSFET (Metal Oxide)
Package	Tape & Reel (TR)	Tape & Reel (TR)	Tape & Reel (TR)	Tape & Reel (TR)
Package / Case	8-PowerVDFN	8-PowerVDFN	8-PowerVDFN	8-PowerVDFN
Mounting Type	Surface Mount	Surface Mount	Surface Mount	Surface Mount
Series	STripFET™ F7	MDmesh™ II	STripFET™ F7	MDmesh™ V
Vgs (Max)	±20V	±30V	±20V	±25V
Current - Continuous Drain (Id) @ 25°C	100A (Tc)	20A (Tc)	120A (Tc)	12A (Tc)


## STL20N6F7 Datasheet PDF

Download STL20N6F7 pdf datasheets and STMicroelectronics documentation for STL20N6F7 - STMicroelectronics.

### Datasheets




















STL20N6F7.pdf

### PCN Assembly/Origin


Assembly 21/Dec/2022.pdf

## Customers Also Interested in

### Recommended Products

 life.augmented	 life.augmented	 life.augmented	 life.augmented	 life.augmented	 life.augmented
<b>STL20NM20N</b> STMicroelectronics MOSFET N-CH 200V 20A POWERFLAT	<b>STL220N6F7</b> STMicroelectronics MOSFET N-CH 60V 120A POWERFLAT	<b>STL16N65M5</b> STMicroelectronics MOSFET N-CH 650V 12A PWRFLAT HV	<b>STL220N3LLH7</b> STMicroelectronics MOSFET N-CH 30V 220A POWERFLAT	<b>STL20DNF06LAG</b> STMicroelectronics MOSFET 2NCH 60V 20A POWERFLAT	<b>STL18N60M2</b> STMicroelectronics MOSFET N-CH 600V 9A POWERFLAT HV
 life.augmented	 life.augmented	 life.augmented	 life.augmented	 life.augmented	 life.augmented
<b>STL21N65M5</b> STMicroelectronics MOSFET N-CH 650V 17A PWRFLAT HV	<b>STL17N65M5</b> STMicroelectronics MOSFET N-CH 650V 1.8A POWERFLAT	<b>STL18N60N</b> STMicroelectronics MOSFET N-CH 600V 6A POWERFLAT	<b>STL20DN10F7</b> STMicroelectronics MOSFET 2N-CH 100V 20A PWRFLAT56	<b>STL22N60M6</b> STMicroelectronics MOSFET N-CH 600V 10A PWRFLAT HV	<b>STL17N3LLH6</b> STMicroelectronics MOSFET N-CH 30V 17A POWERFLAT
 life.augmented	 life.augmented	 life.augmented		 life.augmented	 life.augmented
<b>STL210N4F7</b> STMicroelectronics DISCRETE	<b>STL22N65M5</b> STMicroelectronics MOSFET N-CH 650V 15A PWRFLAT HV	<b>STL22N60DM6</b> STMicroelectronics MOSFET N-CH 650V 15A PWRFLAT HV	<b>STL18N65M5</b> STMicroelectronics MOSFET N-CH 650V 15A POWERFLAT	<b>STL18N55M5</b> STMicroelectronics MOSFET N-CH 550V 2.4A POWERFLAT	<b>STL210N4F7AG</b> STMicroelectronics MOSFET N-CH 40V 120A POWERFLAT

## Shipment

### Delivery Time

In-stock items can be shipped within 24 hours. Some parts will be arranged for delivery within 1-2 days from the date all items arrive at our warehouse. And Allelco ships order once a day at about 17:00, except Sunday. Once the goods are shipped, the estimated delivery time depends on the shipping methods and Delivery destination. The table below shows are the logistic time for some common countries.

### Delivery Cost

- > Use your express account for shipment if you have one.
  - > Use our account for the shipment. Refer to the table below for the approximate charges.
- (Different time frame / countries / package size has different price.)

### Delivery Method

- > Global Common Shipment by DHL / UPS / FedEx / TNT / EMS / SF we support.
- > Others more shipping ways, please get in touch with your customer manager.

Common Countries Logistic Time Reference		
Region	Country	Logistic Time(Day)
America	United States	5
	Brazil	7
Europe	Germany	5
	United Kingdom	4
	Italy	5
Oceania	Australia	6
	New Zealand	7
Asia	India	6
	Japan	7
Middle East	Israel	6

DHL & FedEx Shipment Charges Reference	
Shipment charges(KG)	Reference DHL(USD\$)
0.00kg-1.00kg	USD\$60.00
1.00kg-2.00kg	USD\$70.00
2.00kg-3.00kg	USD\$80.00




**Note:** The above table is for reference only. There may have some data bias for the uncontrollable factors.  
Contact us if you have any questions.

### Payment Support

The payment method can be chosen from the methods shown below:  
Wire Transfer (T/T, Bank Transfer), Western Union, Credit card, PayPal.



### Your Faithful Supply Chain Partner -

-  Efficient Supply Management
-  Cost-Saving Procurement
-  Fast Sourcing & Delivery

Contact us if you have any questions.

-  Phone  
+00852 9146 4856
-  Email  
info@allelco.com

### Certifications & Memberships



[View More](#)

### Contact us

Address: Flat/Rm C 13/F Harvard Commercial Building 105-111 Thomson Road, Wan Chai, Hong Kong  
Phone: +00852 9146 4856  
Fax: +00852 3010 8510  
Email: info@Allelco.com