

Image may be representation.
See specifications for product details.



MAX1472AKA

Manufacturer Part Number	MAX1472AKA
Manufacturer	Maxim Integrated
Allelco Part Number	32D-MAX1472AKA
ECAD Model	Request Free CAD Models
Parts Description	MAX1472 300MHZ-TO-450MHZ LOW-POW
Package	SOT-23-8
Data sheet	MAX1472AKA.pdf

Get a Quote

MAX1472AKA - Analog Devices Inc./Maxim Integrated. New Original in Stock. Download Linear Technology MAX1472AKA datasheet/specifications on AllelcoElec.com. Request a quote for MAX1472AKA, please send us email: info@allelco.com

Specifications

MAX1472AKA Tech Specifications

MAX1472AKA - Analog Devices Inc./Maxim Integrated technical specifications, attributes, parameters

Product Attribute	Attribute Value	Product Attribute	Attribute Value
Manufacturer	Maxim Integrated	Modulation or Protocol	ASK
Voltage - Supply	2.1V ~ 3.6V	Memory Size	-
Supplier Device Package	SOT-23-8	Frequency	300MHz ~ 450MHz
Series	-	Features	-
Power - Output	7.3dBm ~ 16.2dBm	Data Rate (Max)	100kbps
Package / Case	SOT-23-8	Data Interface	-
Package	Bulk	Current - Transmitting	9.6mA
Operating Temperature	-40°C ~ 125°C	Applications	ISM, Garage Door Openers, RKE
Mounting Type	Surface Mount	Antenna Connector	PCB, Surface Mount

Parts with Similar Specifications

The three parts on the right have similar specifications to Analog Devices Inc./Maxim Integrated MAX1472AKA

Product Attribute				
Part Number	MAX1472AKA	MAX1472AKA-T	MAX1472AKA+T	MAX14724EWP+T
Manufacturer	Analog Devices Inc./Maxim Integrated	Analog Devices Inc./Maxim Integrated	Analog Devices Inc./Maxim Integrated	Analog Devices Inc./Maxim Integrated
Package / Case	SOT-23-8	SOT-23-8	SOT-23-8	20-WFBGA, WLPGA
Antenna Connector	PCB, Surface Mount	PCB, Surface Mount	PCB, Surface Mount	-
Current - Transmitting	9.6mA	9.1mA ~ 9.6mA	9.6mA	-
Data Interface	-	-	PCB, Surface Mount	-
Memory Size	-	-	-	-
Power - Output	7.3dBm ~ 16.2dBm	7.3dBm ~ 16.2dBm	7.3dBm ~ 16.2dBm	-
Applications	ISM, Garage Door Openers, RKE	Remote Keyless Entry, Security Systems	ISM, Garage Door Openers, RKE	-
Modulation or Protocol	ASK	ASK, OOK	ASK	-
Features	-	Automotive	-	-
Package	Bulk	Bulk	Tape & Reel (TR)	Tape & Reel (TR)
Frequency	300MHz ~ 450MHz	300MHz ~ 450MHz	300MHz ~ 450MHz	-
Series	-	-	-	-
Data Rate (Max)	100kbps	100kbps	100kbps	-
Supplier Device Package	SOT-23-8	SOT-23-8	SOT-23-8	20-WLP (1.63x2.03)
Mounting Type	Surface Mount	Surface Mount	Surface Mount	Surface Mount
Voltage - Supply	2.1V ~ 3.6V	2.1V ~ 3.6V	2.1V ~ 3.6V	-
Operating Temperature	-40°C ~ 125°C	-40°C ~ 125°C	-40°C ~ 125°C	-40°C ~ 85°C (TA)


Customers Also Interested in

Recommended Products



MAX14724EWP+T

Analog Devices Inc./Maxim Integrated
IC MUX 8:4 30HM 20WLP




MAX1471ATJ+

Analog Devices Inc./Maxim Integrated
RF RX ASK/FSK 315/434MHZ 32TQFN



MAX14715EWC+T

Analog Devices Inc./Maxim Integrated
HIGH ACCURACY FAST RESPONSE SURG




MAX1473ETJ+

Analog Devices Inc./Maxim Integrated
RF RCVR ASK 300MHZ-450MHZ 32TQFN



MAX14730EWL+T

Analog Devices Inc./Maxim Integrated
RF RECEIVER 315MHZ/433MHZ 15WLP



MAX1473ETJ+T

Analog Devices Inc./Maxim Integrated
RF RCVR ASK 300MHZ-450MHZ 32TQFN



MAX1470EUI-T

Analog Devices / Maxim Integrated



MAX14710ENC+T

Analog Devices / Maxim Integrated



MAX14710ENC+TCJE

Analog Devices / Maxim Integrated



MAX1471ATJ+T

Analog Devices Inc./Maxim Integrated
RF RX ASK/FSK 315/434MHZ 32TQFN




MAX1472AKA-T

Analog Devices Inc./Maxim Integrated
XTAL-BASED ASK TRANSMITTER



MAX14731EWP+T

Analog Devices Inc./Maxim Integrated
IC RF RECEIVER 30WLP



MAX14713EWL+T

Analog Devices Inc./Maxim Integrated
IC PWR DRIVER 1:2 15WLP

MAX14736EWL+T

Analog Devices Inc./Maxim Integrated
IC RF RECEIVER 9WLP

MAX14713EWL+

Analog Devices Inc./Maxim Integrated
IC PWR DRIVER 1:2 15WLP

MAX14723ATP+T

Analog Devices Inc./Maxim Integrated
IC CURRENT LIMIT ADJ 20TQFN

MAX1472CPA

Analog Devices / Maxim Integrated

MAX1472AKA+T

Analog Devices Inc./Maxim Integrated
RF TX IC ASK 300-450MHZ SOT23-8

Shipment

Delivery Time

In-stock items can be shipped within 24 hours. Some parts will be arranged for delivery within 1-2 days from the date all items arrive at our warehouse. And Allelco ships order once a day at about 17:00, except Sunday. Once the goods are shipped, the estimated delivery time depends on the shipping methods and Delivery destination. The table below shows are the logistic time for some common countries.

Delivery Cost

> Use your express account for shipment if you have one.

> Use our account for the shipment. Refer to the table below for the approximate charges.

(Different time frame / countries / package size has different price.)

Delivery Method

> Global Common Shipment by DHL / UPS / FedEx / TNT / EMS / SF we support.

> Others more shipping ways, please get in touch with your customer manager.

Common Countries Logistic Time Reference		
Region	Country	Logistic Time(Day)
America	United States	5
	Brazil	7
Europe	Germany	5
	United Kingdom	4
	Italy	5
Oceania	Australia	6
	New Zealand	7
Asia	India	6
	Japan	7
Middle East	Israel	6

DHL & FedEx Shipment Charges Reference	
Shipment charges(KG)	Reference DHL(USD\$)
0.00kg-1.00kg	USD\$60.00
1.00kg-2.00kg	USD\$70.00
2.00kg-3.00kg	USD\$80.00

Note: The above table is for reference only. There may have some data bias for the uncontrollable factors.

Contact us if you have any questions.

Payment Support

The payment method can be chosen from the methods shown below:

Wire Transfer (T/T, Bank Transfer), Western Union, Credit card, PayPal.



Your Faithful Supply Chain Partner -



Efficient Supply Management



Cost-Saving Procurement



Fast Sourcing & Delivery

Contact us if you have any questions.



Phone

+00852 9146 4856



Email

info@allelco.com

Certifications & Memberships



[View More](#)



Contact us

Address: Flat/Rm C 13/F Harvard Commercial Building 105-111 Thomson Road, Wan Chai, Hong Kong

Phone: +00852 9146 4856

Fax: +00852 3010 8510

Email: info@Allelco.com

Copyright © 2012-2023 AllelcoElec.com. All rights reserved.