



SI7232DN-T1-GE3

Manufacturer Part Number	SI7232DN-T1-GE3
Manufacturer	Vishay / Siliconix
Allelco Part Number	32D-SI7232DN-T1-GE3
ECAD Model	PCB Symbol, Footprint & 3D Mode
Parts Description	MOSFET 2N-CH 20V 25A PPAK 1212-8
Package	PowerPAK® 1212-8 Dual
Data sheet	SI7232DN.pdf
RoHs Status	ROHS3 Compliant



Get a Quote

SI7232DN-T1-GE3 - Vishay Siliconix. New Original in Stock. Download Linear Technology SI7232DN-T1-GE3 datasheet/specifications on AllelcoElec.com.

Request a quote for SI7232DN-T1-GE3, please send us email: info@allelco.com

Specifications

SI7232DN-T1-GE3 Tech Specifications

SI7232DN-T1-GE3 - Vishay Siliconix technical specifications, attributes, parameters

Product Attribute	Attribute Value	Product Attribute	Attribute Value
Manufacturer	Vishay / Siliconix	Operating Temperature	-55°C ~ 150°C (TJ)
Vgs(th) (Max) @ Id	1V @ 250µA	Mounting Type	Surface Mount
Technology	MOSFET (Metal Oxide)	Input Capacitance (Ciss) (Max) @ Vds	1220pF @ 10V
Supplier Device Package	PowerPAK® 1212-8 Dual	Gate Charge (Qg) (Max) @ Vgs	32nC @ 8V
Series	TrenchFET®	FET Feature	Logic Level Gate
Rds On (Max) @ Id, Vgs	16.4mOhm @ 10A, 4.5V	Drain to Source Voltage (Vdss)	20V
Power - Max	23W	Current - Continuous Drain (Id) @ 25°C	25A
Package / Case	PowerPAK® 1212-8 Dual	Configuration	2 N-Channel (Dual)
Package	Tape & Reel (TR)	Base Product Number	SI7232

Parts with Similar Specifications

The three parts on the right have similar specifications to Vishay Siliconix SI7232DN-T1-GE3

Product Attribute	NO PICTURE			
Part Number	SI7232DN-T1-GE3	SI7234DP-T1-GE3	SI7252ADP-T1-GE3	SI7228DN-T1-GE3
Manufacturer	Vishay Siliconix	Vishay Siliconix	Vishay Siliconix	Vishay Siliconix
Rds On (Max) @ Id, Vgs	16.4mOhm @ 10A, 4.5V	3.4mOhm @ 20A, 4.5V	18.6mOhm @ 10A, 10V	20mOhm @ 8.8A, 10V
Supplier Device Package	PowerPAK® 1212-8 Dual	PowerPAK® SO-8 Dual	PowerPAK® SO-8 Dual	PowerPAK® 1212-8 Dual
Current - Continuous Drain (Id) @ 25°C	25A	60A	9.3A (Ta), 28.7A (Tc)	26A
Drain to Source Voltage (Vdss)	20V	12V	100V	30V
Base Product Number	SI7232	SI7234	SI7252	SI7228
Gate Charge (Qg) (Max) @ Vgs	32nC @ 8V	120nC @ 10V	26.5nC @ 10V	13nC @ 10V
FET Feature	Logic Level Gate	-	-	-
Vgs(th) (Max) @ Id	1V @ 250µA	1.5V @ 250µA	4V @ 250µA	2.5V @ 250µA
Package	Tape & Reel (TR)	Tape & Reel (TR)	Tape & Reel (TR)	Tape & Reel (TR)
Operating Temperature	-55°C ~ 150°C (TJ)	-55°C ~ 150°C (TJ)	-55°C ~ 150°C (TJ)	-55°C ~ 150°C (TJ)
Input Capacitance (Ciss) (Max) @ Vds	1220pF @ 10V	5000pF @ 6V	1266pF @ 50V	480pF @ 15V
Mounting Type	Surface Mount	Surface Mount	Surface Mount	Surface Mount
Technology	MOSFET (Metal Oxide)	MOSFET (Metal Oxide)	MOSFET (Metal Oxide)	MOSFET (Metal Oxide)
Package / Case	PowerPAK® 1212-8 Dual	PowerPAK® SO-8 Dual	PowerPAK® SO-8 Dual	PowerPAK® 1212-8 Dual
Configuration	2 N-Channel (Dual)	2 N-Channel (Dual)	2 N-Channel (Dual)	2 N-Channel (Dual)
Power - Max	23W	46W	3.6W (Ta), 33.8W (Tc)	23W
Series	TrenchFET®	TrenchFET®	TrenchFET®	TrenchFET®

SI7232DN-T1-GE3 Datasheet PDF

Download SI7232DN-T1-GE3 pdf datasheets and Vishay Siliconix documentation for SI7232DN-T1-GE3 - Vishay Siliconix.

Datasheets

[SI7232DN.pdf](#)

PCN Assembly/Origin




















[New Solder Plating Site 18/Apr/2023.pdf](#)

PCN Design/Specification

[Mult Dev 08/Dec/2022.pdf](#)

Customers Also Interested in

Recommended Products

 NO PICTURE	 SI7225DN SI	 SI7234DP-T1-GE3 Vishay Siliconix MOSFET 2N-CH 12V 60A PPAK SO-8	 SI7252ADP-T1-GE3 Vishay Siliconix DUAL N-CHANNEL 100-V (D-S) MOSFE	 NO PICTURE	 SI7233DN SI	 SI7228DN-T1-GE3 Vishay Siliconix MOSFET 2N-CH 30V 26A PPAK 1212-8
 SI7230DN-T1-E3 MOS Electro-Films (EFI) / Vishay	 SI7225DN-T1-E3 Electro-Films (EFI) / Vishay	 NO PICTURE	 SI7233DN-T1-GE3 Electro-Films (EFI) / Vishay	 SI7224DN-T1-GE3 MOS Electro-Films (EFI) / Vishay	 SI7236DP-T1-GE3 Vishay Siliconix MOSFET 2N-CH 20V 60A PPAK SO-8	
 SI7230DN-T1-GE3 Vishay Siliconix MOSFET N-CH 30V 9A PPAK 1212-8	 SI7228DN-TI-GE3 Electro-Films (EFI) / Vishay	 SI7234DP-T1-GE3 MOS Electro-Films (EFI) / Vishay	 SI7230DN-T1-E3 Vishay Siliconix MOSFET N-CH 30V 9A PPAK 1212-8	 SI7228DN-T1-GE3 MOS Electro-Films (EFI) / Vishay	 NO PICTURE SI7233DN/TC72-3.3MM VISHAY/MICR	

Shipment

Delivery Time

In-stock items can be shipped within 24 hours. Some parts will be arranged for delivery within 1-2 days from the date all items arrive at our warehouse. And Allelco ships order once a day at about 17:00, except Sunday. Once the goods are shipped, the estimated delivery time depends on the shipping methods and Delivery destination. The table below shows are the logistic time for some common countries.

Delivery Cost

> Use your express account for shipment if you have one.

> Use our account for the shipment. Refer to the table below for the approximate charges.

(Different time frame / countries / package size has different price.)

Delivery Method

> Global Common Shipment by DHL / UPS / FedEx / TNT / EMS / SF we support.

> Others more shipping ways, please get in touch with your customer manager.

Common Countries Logistic Time Reference		
Region	Country	Logistic Time(Day)
America	United States	5
	Brazil	7
Europe	Germany	5
	United Kingdom	4
	Italy	5
Oceania	Australia	6
	New Zealand	7
Asia	India	6
	Japan	7
Middle East	Israel	6

DHL & FedEx Shipment Charges Reference	
Shipment charges(KG)	Reference DHL(USD\$)
0.00kg-1.00kg	USD\$60.00
1.00kg-2.00kg	USD\$70.00
2.00kg-3.00kg	USD\$80.00

Note: The above table is for reference only. There may have some data bias for the uncontrollable factors.

Contact us if you have any questions.

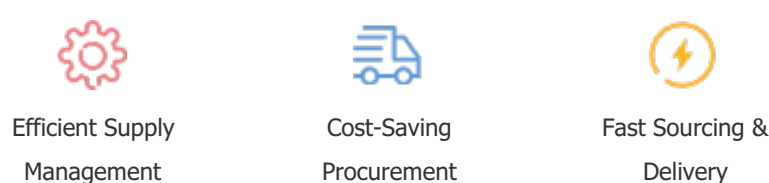
Payment Support

The payment method can be chosen from the methods shown below:


Wire Transfer (T/T, Bank Transfer), Western Union, Credit card, PayPal.



Your Faithful Supply Chain Partner -



Contact us if you have any questions.



Certifications & Memberships



[View More](#)