

Image may be representation.
See specifications for product details.



CAT803JTBI-GT3

Manufacturer Part Number	CAT803JTBI-GT3
Manufacturer	onsemi
Allelco Part Number	32D-CAT803JTBI-GT3
ECAD Model	Request Free CAD Models
Parts Description	IC SUPERVISOR 1 CHANNEL SOT23-3
Package	TO-236-3, SC-59, SOT-23-3
Data sheet	CAT803, 809, 810.pdf CAT803, 809, 810.pdf

Get a Quote

CAT803JTBI-GT3 - onsemi.New Original in Stock. Download Linear Technology CAT803JTBI-GT3 datasheet/specifications on AllelcoElec.com.
Request a quote for CAT803JTBI-GT3, please send us email: info@allelco.com

Specifications

CAT803JTBI-GT3 Tech Specifications

CAT803JTBI-GT3 - onsemi technical specifications, attributes, parameters

Product Attribute	Attribute Value	Product Attribute	Attribute Value
Manufacturer	onsemi	Package / Case	TO-236-3, SC-59, SOT-23-3
Voltage - Threshold	4V	Package	Tape & Reel (TR)
Type	Simple Reset/Power-On Reset	Output	Open Drain or Open Collector
Supplier Device Package	SOT-23-3	Operating Temperature	-40°C ~ 85°C (TA)
Series	-	Number of Voltages Monitored	1
Reset Timeout	140ms Minimum	Mounting Type	Surface Mount
Reset	Active Low	Base Product Number	CAT803

Parts with Similar Specifications

The three parts on the right have similar specifications to onsemi CAT803JTBI-GT3

Product Attribute				
Part Number	CAT803JTBI-GT3	CAT803TSDI-T3	CAT803MTBI-T3	CAT803STBI-GT3
Manufacturer	onsemi	onsemi	onsemi	onsemi
Base Product Number	CAT803	CAT803	-	CAT803
Operating Temperature	-40°C ~ 85°C (TA)	-40°C ~ 85°C (TA)	-	-40°C ~ 85°C (TA)
Package	Tape & Reel (TR)	Tape & Reel (TR)	Bulk	Tape & Reel (TR)
Reset	Active Low	Active Low	-	Active Low
Output	Open Drain or Open Collector	Open Drain or Open Collector	-	Open Drain or Open Collector
Type	Simple Reset/Power-On Reset	Simple Reset/Power-On Reset	-	Simple Reset/Power-On Reset
Mounting Type	Surface Mount	Surface Mount	-	Surface Mount
Reset Timeout	140ms Minimum	140ms Minimum	-	140ms Minimum
Voltage - Threshold	4V	3.08V	-	2.93V
Package / Case	TO-236-3, SC-59, SOT-23-3	SC-70, SOT-323	-	TO-236-3, SC-59, SOT-23-3
Series	-	-	*	-
Supplier Device Package	SOT-23-3	SC-70-3	-	SOT-23-3
Number of Voltages Monitored	1	1	-	1

CAT803JTBI-GT3 Datasheet PDF

Download CAT803JTBI-GT3 pdf datasheets and onsemi documentation for CAT803JTBI-GT3 - onsemi.

Datasheets

[CAT803, 809, 810.pdf](#)

Environmental Information

[onsemi REACH.pdf](#)

[onsemi RoHS.pdf](#)

PCN Obsolescence/ EOL



















[Multiple Devices 27/Jun/2014.pdf](#)

HTML Datasheet

[CAT803, 809, 810.pdf](#)

Customers Also Interested in

Recommended Products

					
CAT803TSDI-T3 onsemi IC SUPERVISOR 1 CHANNEL SC70	CAT803MSDGI-T3-D1 AMI Semiconductor/onsemi	CAT7583CA CAT	CAT803MTBI-T3 onsemi CAT803 - 3-PIN MICROPROCESSOR PO	CAT803STBI-GT3 onsemi IC SUPERVISOR 1 CHANNEL SOT23-3	CAT7549G CAT
					
CAT7581 CAT	CAT803RSDI-GT3 onsemi IC SUPERVISOR 1 CHANNEL SC70-3	CAT803SSDI-GT3 onsemi IC SUPERVISOR 1 CHANNEL SC70-3	CAT7580CA AMI Semiconductor/onsemi	CAT7551CB CAT	CAT803MTBI-GT3 onsemi IC SUPERVISOR 1 CHANNEL SOT23-3
					
CAT7550CB CAT	CAT7810CA CAT	CAT803RTBI-GT3 onsemi IC SUPERVISOR 1 CHANNEL SOT23-3	CAT7581CA CAT	CAT7580 CAT	CAT803TSDI-GT3 onsemi IC SUPERVISOR 1 CHANNEL SC70

Shipment

Delivery Time

In-stock items can be shipped within 24 hours. Some parts will be arranged for delivery within 1-2 days from the date all items arrive at our warehouse. And Allelco ships order once a day at about 17:00, except Sunday. Once the goods are shipped, the estimated delivery time depends on the shipping methods and Delivery destination. The table below shows are the logistic time for some common countries.

Delivery Cost

> Use your express account for shipment if you have one.

> Use our account for the shipment. Refer to the table below for the approximate charges.

(Different time frame / countries / package size has different price.)

Delivery Method

> Global Common Shipment by DHL / UPS / FedEx / TNT / EMS / SF we support.

> Others more shipping ways, please get in touch with your customer manager.

Common Countries Logistic Time Reference		
Region	Country	Logistic Time(Day)
America	United States	5
	Brazil	7
Europe	Germany	5
	United Kingdom	4
	Italy	5
Oceania	Australia	6
	New Zealand	7
Asia	India	6
	Japan	7
Middle East	Israel	6

DHL & FedEx Shipment Charges Reference	
Shipment charges(KG)	Reference DHL(USD\$)
0.00kg-1.00kg	USD\$60.00
1.00kg-2.00kg	USD\$70.00
2.00kg-3.00kg	USD\$80.00

Note: The above table is for reference only. There may have some data bias for the uncontrollable factors.




Contact us if you have any questions.

Payment Support



The payment method can be chosen from the methods shown below:
Wire Transfer (T/T, Bank Transfer), Western Union, Credit card,
PayPal.



Your Faithful Supply Chain Partner -

 Efficient Supply Management
 Cost-Saving Procurement
 Fast Sourcing & Delivery

Contact us if you have any questions.

 Phone
+00852 9146 4856
 Email
info@allelco.com

Certifications & Memberships



[View More](#)