

Image may be representation.
See specifications for product details.



MMBZ5246BLT1G

Manufacturer Part Number	MMBZ5246BLT1G
Manufacturer	onsemi
Allelco Part Number	32D-MMBZ5246BLT1G
ECAD Model	PCB Symbol, Footprint & 3D Model
Parts Description	DIODE ZENER 16V 225MW SOT23-3
Package	TO-236-3, SC-59, SOT-23-3
Data sheet	MMBZ/SZMMBZ52xxBLT1G Series.pdf
RoHs Status	ROHS3 Compliant

Get a Quote

MMBZ5246BLT1G - onsemi.New Original in Stock. Download Linear Technology MMBZ5246BLT1G datasheet/specifications on AllelcoElec.com.
Request a quote for MMBZ5246BLT1G, please send us email: info@allelco.com

Specifications

MMBZ5246BLT1G Tech Specifications

MMBZ5246BLT1G - onsemi technical specifications, attributes, parameters

Product Attribute	Attribute Value	Product Attribute	Attribute Value
Manufacturer	onsemi	Package / Case	TO-236-3, SC-59, SOT-23-3
Voltage - Zener (Nom) (Vz)	16 V	Package	Tape & Reel (TR)
Voltage - Forward (Vf) (Max) @ If	900 mV @ 10 mA	Operating Temperature	-65°C ~ 150°C
Tolerance	±5%	Mounting Type	Surface Mount
Supplier Device Package	SOT-23-3 (TO-236)	Impedance (Max) (Zzt)	17 Ohms
Series	-	Current - Reverse Leakage @ Vr	100 nA @ 12 V
Power - Max	225 mW	Base Product Number	MMBZ5246

Parts with Similar Specifications

The three parts on the right have similar specifications to onsemi MMBZ5246BLT1G

Product Attribute				
Part Number	MMBZ5246BLT1G	MMBZ5248B	MMBZ5246BW-7-F	MMBZ5246ELT1G
Manufacturer	onsemi	Fairchild Semiconductor	Diodes Incorporated	onsemi
Supplier Device Package	SOT-23-3 (TO-236)	SOT-23	SOT-323	SOT-23-3 (TO-236)
Base Product Number	MMBZ5246	MMBZ52	-	MMBZ52
Series	-	-	Automotive, AEC-Q101	-
Package	Tape & Reel (TR)	Bulk	Tape & Reel (TR)	Tape & Reel (TR)
Tolerance	±5%	±5%	±5%	±5%
Mounting Type	Surface Mount	Surface Mount	Surface Mount	Surface Mount
Operating Temperature	-65°C ~ 150°C	-	-65°C ~ 150°C (TJ)	-55°C ~ 150°C
Current - Reverse Leakage @ Vr	100 nA @ 12 V	100 nA @ 14 V	100 nA @ 12 V	100 nA @ 12 V
Impedance (Max) (Zzt)	17 Ohms	21 Ohms	17 Ohms	17 Ohms
Voltage - Forward (Vf) (Max) @ If	900 mV @ 10 mA	900 mV @ 10 mA	900 mV @ 10 mA	900 mV @ 10 mA
Package / Case	TO-236-3, SC-59, SOT-23-3	TO-236-3, SC-59, SOT-23-3	SC-70, SOT-323	TO-236-3, SC-59, SOT-23-3
Voltage - Zener (Nom) (Vz)	16 V	18 V	16 V	16 V
Power - Max	225 mW	300 mW	200 mW	225 mW

MMBZ5246BLT1G Datasheet PDF

Download MMBZ5246BLT1G pdf datasheets and onsemi documentation for MMBZ5246BLT1G - onsemi.

Datasheets

[MMBZ/SZMMBZ52xxBLT1G Series.pdf](#)

Environmental Information

[onsemi REACH.pdf](#)

[onsemi RoHS.pdf](#)

PCN Design/Specification

[SOT23 16/Sep/2016.pdf](#)



















[Glue Mount Process 11/July/2008.pdf](#)

PCN Assembly/Origin

[Mult Dev Mold Comp Chg 7/Apr/2020.pdf](#)

Customers Also Interested in

Recommended Products

 MMBZ5248B Fairchild Semiconductor DIODE ZENER 18V 0.35W 5% UNIDIR	 MMBZ5245BTS-7 Diodes Incorporated DIODE ZENER 16V 200MW SOT323	 MMBZ5246BW-7-F Diodes Incorporated DIODE ZENER 16V 200MW SOT323	 MMBZ5246ELT1G onsemi DIODE ZENER 16V 225MW SOT23-3	 MMBZ5247B onsemi DIODE ZENER 17V 350MW SOT23-3	 MMBZ5246B-7-F Diodes Incorporated DIODE ZENER 16V 350MW SOT23-3
 MMBZ5245BTS-7-F Diodes Incorporated DIODE ZENER ARRAY 15V SOT363	 MMBZ5247BLT1 onsemi DIODE ZENER 17V 225MW SOT23-3	 MMBZ5246BLT1 onsemi DIODE ZENER 16V 225MW SOT23-3	 MMBZ5247BLT1G onsemi DIODE ZENER 17V 225MW SOT23-3	 MMBZ5246B onsemi ZENER DIODE, 16V, 5%, 0.35W, UNI	 MMBZ5246B T/R PANJIT
 MMBZ5247B Fairchild Semiconductor DIODE ZENER 17V 0.35W 5% UNIDIR	 MMBZ5246B Fairchild Semiconductor DIODE ZENER 16V 0.35W 5% UNIDIR	 MMBZ5245BTW PANJIT	 MMBZ5248B onsemi ZENER DIODE, 18V, 5%, 0.35W, UNI	 MMBZ5248B Good-Ark Semiconductor DIODE, ZENER, 0.3W, 18V, SOT-23	 MMBZ5245ELT1G onsemi DIODE ZENER 15V 225MW SOT23-3

Shipment

Delivery Time

In-stock items can be shipped within 24 hours. Some parts will be arranged for delivery within 1-2 days from the date all items arrive at our warehouse. And Allelco ships order once a day at about 17:00, except Sunday. Once the goods are shipped, the estimated delivery time depends on the shipping methods and Delivery destination. The table below shows are the logistic time for some common countries.

Delivery Cost

- > Use your express account for shipment if you have one.
- > Use our account for the shipment. Refer to the table below for the approximate charges.

(Different time frame / countries / package size has different price.)

Delivery Method

- > Global Common Shipment by DHL / UPS / FedEx / TNT / EMS / SF we support.
- > Others more shipping ways, please get in touch with your customer manager.


Common Countries Logistic Time Reference		
Region	Country	Logistic Time(Day)
America	United States	5
	Brazil	7
Europe	Germany	5
	United Kingdom	4
	Italy	5
Oceania	Australia	6
	New Zealand	7
Asia	India	6
	Japan	7
Middle East	Israel	6

DHL & FedEx Shipment Charges Reference	
Shipment charges(KG)	Reference DHL(USD\$)
0.00kg-1.00kg	USD\$60.00
1.00kg-2.00kg	USD\$70.00
2.00kg-3.00kg	USD\$80.00


Note: The above table is for reference only. There may have some data bias for the uncontrollable factors.
Contact us if you have any questions.

Payment Support


The payment method can be chosen from the methods shown below:
Wire Transfer (T/T, Bank Transfer), Western Union, Credit card, PayPal.




Your Faithful Supply Chain Partner -



Efficient Supply Management




Cost-Saving Procurement




Fast Sourcing & Delivery

Contact us if you have any questions.



Phone
+00852 9146 4856



Email
info@allelco.com

Certifications & Memberships








[View More](#)