



Image may be representation.  
See specifications for product details.



## STB100N10F7

Manufacturer Part Number	<b>STB100N10F7</b>
Manufacturer	<b>STMicroelectronics</b>
Allelco Part Number	32D-STB100N10F7
ECAD Model	PCB Footprint and Symbol
Parts Description	MOSFET N-CH 100V 80A D2PAK
Package	TO-263-3, D <sup>2</sup> Pak (2 Leads + Tab), TO-263AB
Data sheet	<b>STx100N10F7 DataSheet.pdf</b>
RoHs Status	<b>ROHS3 Compliant</b>

**Get a Quote**

STB100N10F7 - STMicroelectronics.New Original in Stock. Download Linear Technology STB100N10F7 datasheet/specifications on AllelcoElec.com.  
Request a quote for STB100N10F7, please send us email: [info@allelco.com](mailto:info@allelco.com)

### Specifications

STB100N10F7 Tech Specifications  
STB100N10F7 - STMicroelectronics technical specifications, attributes, parameters

Product Attribute	Attribute Value	Product Attribute	Attribute Value
Manufacturer	STMicroelectronics	Operating Temperature	-55°C ~ 175°C (TJ)
Vgs(th) (Max) @ Id	4.5V @ 250µA	Mounting Type	Surface Mount
Vgs (Max)	±20V	Input Capacitance (Ciss) (Max) @ Vds	4369 pF @ 50 V
Technology	MOSFET (Metal Oxide)	Gate Charge (Qg) (Max) @ Vgs	61 nC @ 10 V
Supplier Device Package	D <sup>2</sup> PAK (TO-263)	FET Type	N-Channel
Series	DeepGATE™, STripFET™ VII	FET Feature	-
Rds On (Max) @ Id, Vgs	8mOhm @ 40A, 10V	Drive Voltage (Max Rds On, Min Rds On)	10V
Power Dissipation (Max)	150W (Tc)	Drain to Source Voltage (Vdss)	100 V
Package / Case	TO-263-3, D <sup>2</sup> Pak (2 Leads + Tab), TO-263AB	Current - Continuous Drain (Id) @ 25°C	80A (Tc)
Package	Tape & Reel (TR)	Base Product Number	STB100

### Parts with Similar Specifications

The three parts on the right have similar specifications to STMicroelectronics STB100N10F7

Product Attribute				
Part Number	STB100N10F7	STB100NF03L-03T4	STB10LN80K5	STB100NF03L-03-1
Manufacturer	STMicroelectronics	STMicroelectronics	STMicroelectronics	STMicroelectronics
Package	Tape & Reel (TR)	Tape & Reel (TR)	Tape & Reel (TR)	Tube
Drain to Source Voltage (Vdss)	100 V	30 V	800 V	30 V
Power Dissipation (Max)	150W (Tc)	300W (Tc)	110W (Tc)	300W (Tc)
Gate Charge (Qg) (Max) @ Vgs	61 nC @ 10 V	88 nC @ 5 V	15 nC @ 10 V	88 nC @ 5 V
Rds On (Max) @ Id, Vgs	8mOhm @ 40A, 10V	3.2mOhm @ 50A, 10V	630mOhm @ 4A, 10V	3.2mOhm @ 50A, 10V
Input Capacitance (Ciss) (Max) @ Vds	4369 pF @ 50 V	6200 pF @ 25 V	427 pF @ 100 V	6200 pF @ 25 V
FET Type	N-Channel	N-Channel	N-Channel	N-Channel
Mounting Type	Surface Mount	Surface Mount	Surface Mount	Through Hole
Supplier Device Package	D <sup>2</sup> PAK (TO-263)	D2PAK	D <sup>2</sup> PAK (TO-263)	I2PAK
Vgs (Max)	±20V	±16V	±30V	±16V
Technology	MOSFET (Metal Oxide)	MOSFET (Metal Oxide)	MOSFET (Metal Oxide)	MOSFET (Metal Oxide)
Drive Voltage (Max Rds On, Min Rds On)	10V	4.5V, 10V	10V	4.5V, 10V
Current - Continuous Drain (Id) @ 25°C	80A (Tc)	100A (Tc)	8A (Tc)	100A (Tc)
Vgs(th) (Max) @ Id	4.5V @ 250µA	2.5V @ 250µA	5V @ 100µA	2.5V @ 250µA
FET Feature	-	-	-	-
Series	DeepGATE™, STripFET™ VII	STripFET™ III	MDmesh™ K5	STripFET™ III
Operating Temperature	-55°C ~ 175°C (TJ)	-55°C ~ 175°C (TJ)	-55°C ~ 150°C (TJ)	-55°C ~ 175°C (TJ)
Base Product Number	STB100	STB100N	STB10	STB100N
Package / Case	TO-263-3, D <sup>2</sup> Pak (2 Leads + Tab), TO-263AB	TO-263-3, D <sup>2</sup> Pak (2 Leads + Tab), TO-263AB	TO-263-3, D <sup>2</sup> Pak (2 Leads + Tab), TO-263AB	TO-262-3 Long Leads, I <sup>2</sup> Pak, TO-262AA

### STB100N10F7 Datasheet PDF

Download STB100N10F7 pdf datasheets and STMicroelectronics documentation for STB100N10F7 - STMicroelectronics.

#### Datasheets

[STx100N10F7 DataSheet.pdf](#)

#### PCN Packaging



















[Mult Dev Inner Box Chg 9/Dec/2021.pdf](#)

#### PCN Design/Specification

PCN Assembly/Origin

Customers Also Interested in

Recommended Products

					
<b>STB100NF03L-03T4</b> STMicroelectronics MOSFET N-CH 30V 100A D2PAK	<b>STB101LN80K5</b> STMicroelectronics MOSFET N-CHANNEL 800V 8A D2PAK	<b>STB100NF03L</b> STMicroelectronics	<b>STB100NF04L</b> VBSEMI	<b>STB100NF04L-1</b> STMicroelectronics	<b>STB100NF03L-03-1</b> STMicroelectronics MOSFET N-CH 30V 100A I2PAK
					
<b>STB100B28</b> Semitehelec	<b>STB100NF04T4</b> STMicroelectronics MOSFET N-CH 40V 120A D2PAK	<b>STB100NH02LT4 MOS</b> STMicroelectronics	<b>STB0899</b> STMicroelectronics	<b>STB10N65K3</b> STMicroelectronics MOSFET N-CH 650V 10A D2PAK	<b>STB100NF03L-03</b> STMicroelectronics
					
<b>STB100NH02LT4</b> STMicroelectronics MOSFET N-CH 24V 60A D2PAK	<b>STB100N6F7</b> STMicroelectronics MOSFET N-CH 60V 100A D2PAK	<b>STB-15CAS/K</b>	<b>STB10N60M2</b> STMicroelectronics MOSFET N-CH 600V 7.5A D2PAK	<b>STB0288-ES</b> INFINEO	<b>STB1080PI</b> AUK

Shipment

Delivery Time

In-stock items can be shipped within 24 hours. Some parts will be arranged for delivery within 1-2 days from the date all items arrive at our warehouse. And Allelco ships order once a day at about 17:00, except Sunday. Once the goods are shipped, the estimated delivery time depends on the shipping methods and Delivery destination. The table below shows are the logistic time for some common countries.

Delivery Cost

- > Use your express account for shipment if you have one.
  - > Use our account for the shipment. Refer to the table below for the approximate charges.
- (Different time frame / countries / package size has different price.)

Delivery Method

- > Global Common Shipment by DHL / UPS / FedEx / TNT / EMS / SF we support.
- > Others more shipping ways, please get in touch with your customer manager.

Common Countries Logistic Time Reference		
Region	Country	Logistic Time(Day)
America	United States	5
	Brazil	7
Europe	Germany	5
	United Kingdom	4
	Italy	5
Oceania	Australia	6
	New Zealand	7
Asia	India	6
	Japan	7
Middle East	Israel	6

DHL & FedEx Shipment Charges Reference	
Shipment charges(KG)	Reference DHL(USD\$)
0.00kg-1.00kg	USD\$60.00
1.00kg-2.00kg	USD\$70.00
2.00kg-3.00kg	USD\$80.00




Note: The above table is for reference only. There may have some data bias for the uncontrollable factors. Contact us if you have any questions.

Payment Support



The payment method can be chosen from the methods shown below:  
Wire Transfer (T/T, Bank Transfer), Western Union, Credit card, PayPal.



Your Faithful Supply Chain Partner -

		
Efficient Supply Management	Cost-Saving Procurement	Fast Sourcing & Delivery

Contact us if you have any questions.

	
Phone +00852 9146 4856	Email info@allelco.com

Certifications & Memberships



View More

Contact us

Address: Flat/Rm C 13/F Harvard Commercial Building 105-111 Thomson Road, Wan Chai, Hong Kong  
Phone: +00852 9146 4856  
Fax: +00852 3010 8510  
Email: info@Allelco.com