



## SI1022R-T1-GE3

Manufacturer Part Number	<b>SI1022R-T1-GE3</b>
Manufacturer	<b>Vishay / Siliconix</b>
Allelco Part Number	32D-SI1022R-T1-GE3
ECAD Model	PCB Symbol, Footprint & 3D Mode
Parts Description	MOSFET N-CH 60V 330MA SC75A
Package	SC-75, SOT-416
Data sheet	SI1022R-T1-GE3.pdf
RoHs Status	ROHS3 Compliant



Get a Quote

SI1022R-T1-GE3 - Vishay Siliconix. New Original in Stock. Download Linear Technology SI1022R-T1-GE3 datasheet/specifications on AllelcoElec.com.

Request a quote for SI1022R-T1-GE3, please send us email: [info@allelco.com](mailto:info@allelco.com)

### Specifications

SI1022R-T1-GE3 Tech Specifications

SI1022R-T1-GE3 - Vishay Siliconix technical specifications, attributes, parameters

Product Attribute	Attribute Value	Product Attribute	Attribute Value
Manufacturer	Vishay / Siliconix	Operating Temperature	-55°C ~ 150°C (TJ)
Vgs(th) (Max) @ Id	2.5V @ 250µA	Mounting Type	Surface Mount
Vgs (Max)	±20V	Input Capacitance (Ciss) (Max) @ Vds	30 pF @ 25 V
Technology	MOSFET (Metal Oxide)	Gate Charge (Qg) (Max) @ Vgs	0.6 nC @ 4.5 V
Supplier Device Package	SC-75A	FET Type	N-Channel
Series	TrenchFET®	FET Feature	-
Rds On (Max) @ Id, Vgs	1.250hm @ 500mA, 10V	Drive Voltage (Max Rds On, Min Rds On)	4.5V, 10V
Power Dissipation (Max)	250mW (Ta)	Drain to Source Voltage (Vdss)	60 V
Package / Case	SC-75, SOT-416	Current - Continuous Drain (Id) @ 25°C	330mA (Ta)
Package	Tape & Reel (TR)	Base Product Number	SI1022

### Parts with Similar Specifications

The three parts on the right have similar specifications to Vishay Siliconix SI1022R-T1-GE3

Product Attribute	NO PICTURE			
Part Number	SI1022R-T1-GE3	SI1021R-T1-GE3	SI1022R-T1-E3	SI1021R-T1-E3
Manufacturer	Vishay Siliconix	Vishay Siliconix	Vishay Siliconix	Vishay Siliconix
Vgs(th) (Max) @ Id	2.5V @ 250µA	3V @ 250µA	2.5V @ 250µA	3V @ 250µA
Vgs (Max)	±20V	±20V	±20V	±20V
Supplier Device Package	SC-75A	SC-75A	SC-75A	SC-75A
Base Product Number	SI1022	SI1021	SI1022	SI1021
Series	TrenchFET®	TrenchFET®	TrenchFET®	TrenchFET®
Mounting Type	Surface Mount	Surface Mount	Surface Mount	Surface Mount
Power Dissipation (Max)	250mW (Ta)	250mW (Ta)	250mW (Ta)	250mW (Ta)
FET Type	N-Channel	P-Channel	N-Channel	P-Channel
Gate Charge (Qg) (Max) @ Vgs	0.6 nC @ 4.5 V	1.7 nC @ 15 V	0.6 nC @ 4.5 V	1.7 nC @ 15 V
Rds On (Max) @ Id, Vgs	1.250hm @ 500mA, 10V	40hm @ 500mA, 10V	1.250hm @ 500mA, 10V	40hm @ 500mA, 10V
Package	Tape & Reel (TR)	Tape & Reel (TR)	Tape & Reel (TR)	Tape & Reel (TR)
Operating Temperature	-55°C ~ 150°C (TJ)	-55°C ~ 150°C (TJ)	-55°C ~ 150°C (TJ)	-55°C ~ 150°C (TJ)
Drive Voltage (Max Rds On, Min Rds On)	4.5V, 10V	4.5V, 10V	4.5V, 10V	4.5V, 10V
Input Capacitance (Ciss) (Max) @ Vds	30 pF @ 25 V	23 pF @ 25 V	30 pF @ 25 V	23 pF @ 25 V
Current - Continuous Drain (Id) @ 25°C	330mA (Ta)	190mA (Ta)	330mA (Ta)	190mA (Ta)
FET Feature	-	-	-	-
Drain to Source Voltage (Vdss)	60 V	60 V	60 V	60 V
Technology	MOSFET (Metal Oxide)	MOSFET (Metal Oxide)	MOSFET (Metal Oxide)	MOSFET (Metal Oxide)
Package / Case	SC-75, SOT-416	SC-75, SOT-416	SC-75, SOT-416	SC-75, SOT-416

### SI1022R-T1-GE3 Datasheet PDF

Download SI1022R-T1-GE3 pdf datasheets and Vishay Siliconix documentation for SI1022R-T1-GE3 - Vishay Siliconix.

#### Environmental Information



















Material Compliance.pdf

#### PCN Design/Specification

Mult Dev Material Chgs 1/Jul/2021.pdf

## Customers Also Interested in

### Recommended Products

 <b>SI1016X-T1-E3</b> Vishay Siliconix MOSFET N/P-CH 20V SOT563F	 <b>SI1016X-T1</b> Electro-Films (EFI) / Vishay	 <b>SI1023X-T1-E3</b> Vishay Siliconix MOSFET 2P-CH 20V 0.37A SOT563F	 <b>SI1024X-T1-GE3</b> Vishay Siliconix MOSFET 2N-CH 20V 0.485A SC89-6	 <b>SI1024X-T1</b> Electro-Films (EFI) / Vishay	 <b>SI1024X-T1-E3 SOT563</b> Electro-Films (EFI) / Vishay
 <b>SI1023X-T1</b> Electro-Films (EFI) / Vishay	 <b>SI1021R-T1-GE3</b> Vishay Siliconix MOSFET P-CH 60V 190MA SC75A	 <b>SI1016X-T1-GE3</b> Vishay Siliconix MOSFET N/P-CH 20V SC89-6	 <b>SI1021R</b> Electro-Films (EFI) / Vishay	 <b>SI1023CX-T1-GE3</b> Vishay Siliconix MOSFET 2P-CH 20V SC89-6	 <b>SI1024X-T1-E3</b> Vishay Siliconix MOSFET 2N-CH 20V 0.485A SOT563F
 <b>SI1021R-T1</b> Electro-Films (EFI) / Vishay	 <b>SI1022R-T1-E3</b> Vishay Siliconix MOSFET N-CH 60V 330MA SC75A	 <b>SI1021R-T1-E3</b> Vishay Siliconix MOSFET P-CH 60V 190MA SC75A	 <b>SI1016X</b> Electro-Films (EFI) / Vishay	 <b>SI1022R-T1</b> Electro-Films (EFI) / Vishay	 <b>SI1023X-T1-GE3</b> Vishay Siliconix MOSFET 2P-CH 20V 0.37A SC89-6

## Shipment

### Delivery Time

In-stock items can be shipped within 24 hours. Some parts will be arranged for delivery within 1-2 days from the date all items arrive at our warehouse. And Allelco ships order once a day at about 17:00, except Sunday. Once the goods are shipped, the estimated delivery time depends on the shipping methods and Delivery destination. The table below shows are the logistic time for some common countries.

### Delivery Cost

- > Use your express account for shipment if you have one.
- > Use our account for the shipment. Refer to the table below for the approximate charges.  
(Different time frame / countries / package size has different price.)

### Delivery Method

- > Global Common Shipment by DHL / UPS / FedEx / TNT / EMS / SF we support.
- > Others more shipping ways, please get in touch with your customer manager.

Common Countries Logistic Time Reference		
Region	Country	Logistic Time(Day)
America	United States	5
	Brazil	7
Europe	Germany	5
	United Kingdom	4
	Italy	5
Oceania	Australia	6
	New Zealand	7
Asia	India	6
	Japan	7
Middle East	Israel	6

DHL & FedEx Shipment Charges Reference	
Shipment charges(KG)	Reference DHL(USD\$)
0.00kg-1.00kg	USD\$60.00
1.00kg-2.00kg	USD\$70.00
2.00kg-3.00kg	USD\$80.00




**Note:** The above table is for reference only. There may have some data bias for the uncontrollable factors.  
Contact us if you have any questions.

### Payment Support

The payment method can be chosen from the methods shown below:  
Wire Transfer (T/T, Bank Transfer), Western Union, Credit card, PayPal.



### Your Faithful Supply Chain Partner -

-  Efficient Supply Management
-  Cost-Saving Procurement
-  Fast Sourcing & Delivery

Contact us if you have any questions.

-  Phone  
+00852 9146 4856
-  Email  
info@allelco.com

### Certifications & Memberships



[View More](#)

### Contact us

Address: Flat/Rm C 13/F Harvard Commercial Building 105-111 Thomson Road, Wan Chai, Hong Kong  
Phone: +00852 9146 4856  
Fax: +00852 3010 8510  
Email: info@Allelco.com