



Image may be representation.  
See specifications for product details.



## STB37N60DM2AG

Manufacturer Part Number	<b>STB37N60DM2AG</b>
Manufacturer	<b>STMicroelectronics</b>
Allelco Part Number	32D-STB37N60DM2AG
ECAD Model	PCB Footprint and Symbol
Parts Description	MOSFET N-CH 600V 28A D2PAK
Package	TO-263-3, D <sup>2</sup> Pak (2 Leads + Tab), TO-263AB
Data sheet	<b>STB37N60DM2AG.pdf</b>
RoHs Status	<b>ROHS3 Compliant</b>

**Get a Quote**

STB37N60DM2AG - STMicroelectronics.New Original in Stock. Download Linear Technology STB37N60DM2AG datasheet/specifications on AllelcoElec.com.  
Request a quote for STB37N60DM2AG, please send us email: [info@allelco.com](mailto:info@allelco.com)

### Specifications

STB37N60DM2AG Tech Specifications

STB37N60DM2AG - STMicroelectronics technical specifications, attributes, parameters

Product Attribute	Attribute Value	Product Attribute	Attribute Value
Manufacturer	STMicroelectronics	Operating Temperature	-55°C ~ 150°C (TJ)
Vgs(th) (Max) @ Id	5V @ 250µA	Mounting Type	Surface Mount
Vgs (Max)	±25V	Input Capacitance (Ciss) (Max) @ Vds	2400 pF @ 100 V
Technology	MOSFET (Metal Oxide)	Gate Charge (Qg) (Max) @ Vgs	54 nC @ 10 V
Supplier Device Package	D <sup>2</sup> PAK (TO-263)	FET Type	N-Channel
Series	Automotive, AEC-Q101, MDmesh™ DM2	FET Feature	-
Rds On (Max) @ Id, Vgs	110mOhm @ 14A, 10V	Drive Voltage (Max Rds On, Min Rds On)	10V
Power Dissipation (Max)	210W (Tc)	Drain to Source Voltage (Vdss)	600 V
Package / Case	TO-263-3, D <sup>2</sup> Pak (2 Leads + Tab), TO-263AB	Current - Continuous Drain (Id) @ 25°C	28A (Tc)
Package	Tape & Reel (TR)	Base Product Number	STB37

### Parts with Similar Specifications

The three parts on the right have similar specifications to STMicroelectronics STB37N60DM2AG

Product Attribute				
Part Number	STB37N60DM2AG	STB3NK60ZT4	STB38N65M5	STB36NM60ND
Manufacturer	STMicroelectronics	STMicroelectronics	STMicroelectronics	STMicroelectronics
Vgs (Max)	±25V	±30V	±25V	±25V
Supplier Device Package	D <sup>2</sup> PAK (TO-263)	D2PAK	D <sup>2</sup> PAK (TO-263)	D <sup>2</sup> PAK (TO-263)
Rds On (Max) @ Id, Vgs	110mOhm @ 14A, 10V	3.60hm @ 1.2A, 10V	95mOhm @ 15A, 10V	110mOhm @ 14.5A, 10V
Mounting Type	Surface Mount	Surface Mount	Surface Mount	Surface Mount
Base Product Number	STB37	STB3NK60	STB38	STB36
Current - Continuous Drain (Id) @ 25°C	28A (Tc)	2.4A (Tc)	30A (Tc)	29A (Tc)
Package	Tape & Reel (TR)	Tape & Reel (TR)	Tape & Reel (TR)	Tape & Reel (TR)
Package / Case	TO-263-3, D <sup>2</sup> Pak (2 Leads + Tab), TO-263AB	TO-263-3, D <sup>2</sup> Pak (2 Leads + Tab), TO-263AB	TO-263-3, D <sup>2</sup> Pak (2 Leads + Tab), TO-263AB	TO-263-3, D <sup>2</sup> Pak (2 Leads + Tab), TO-263AB
Operating Temperature	-55°C ~ 150°C (TJ)	-55°C ~ 150°C (TJ)	150°C (TJ)	150°C (TJ)
Gate Charge (Qg) (Max) @ Vgs	54 nC @ 10 V	11.8 nC @ 10 V	71 nC @ 10 V	80.4 nC @ 10 V
Series	Automotive, AEC-Q101, MDmesh™ DM2	SuperMESH™	MDmesh™ V	Automotive, AEC-Q101, FDmesh™ II
Input Capacitance (Ciss) (Max) @ Vds	2400 pF @ 100 V	311 pF @ 25 V	3000 pF @ 100 V	2785 pF @ 50 V
FET Feature	-	-	-	-
Drain to Source Voltage (Vdss)	600 V	600 V	650 V	600 V
Vgs(th) (Max) @ Id	5V @ 250µA	4.5V @ 50µA	5V @ 250µA	5V @ 250µA
FET Type	N-Channel	N-Channel	N-Channel	N-Channel
Drive Voltage (Max Rds On, Min Rds On)	10V	10V	10V	10V
Power Dissipation (Max)	210W (Tc)	45W (Tc)	190W (Tc)	190W (Tc)
Technology	MOSFET (Metal Oxide)	MOSFET (Metal Oxide)	MOSFET (Metal Oxide)	MOSFET (Metal Oxide)

### STB37N60DM2AG Datasheet PDF

Download STB37N60DM2AG pdf datasheets and STMicroelectronics documentation for STB37N60DM2AG - STMicroelectronics.

#### Datasheets

[STB37N60DM2AG.pdf](#)



















#### PCN Packaging

[Mult Dev Inner Box Chg 9/Dec/2021.pdf](#)

#### PCN Assembly/Origin

## Customers Also Interested in

### Recommended Products

 <b>STB35NF10T4 MOS</b> STMicroelectronics	 <b>STB3NK60ZT4</b> STMicroelectronics MOSFET N-CH 600V 2.4A D2PAK	 <b>STB38N65M5</b> STMicroelectronics MOSFET N-CH 650V 30A D2PAK	 <b>STB40NE03L</b> STMicroelectronics	 <b>STB3NB60T4</b> STMicroelectronics	 <b>STB36NM60ND</b> STMicroelectronics MOSFET N-CH 600V 29A D2PAK
 <b>STB40N60M2</b> STMicroelectronics MOSFET N-CH 600V 34A D2PAK	 <b>STB36NF06LT4</b> STMicroelectronics MOSFET N-CH 60V 30A D2PAK	 <b>STB36NF03L</b> STMicroelectronics	 <b>STB35N65M5</b> STMicroelectronics MOSFET N-CH 650V 27A D2PAK	 <b>STB36N60M6</b> STMicroelectronics MOSFET N-CH 600V 30A D2PAK	 <b>STB35NF10</b> VBSEMI
 <b>STB36NM60N</b> STMicroelectronics MOSFET N-CH 600V 29A D2PAK	 <b>STB36NF03LT4</b> STMicroelectronics	 <b>STB40CC-20.000MHZ</b> SUNMYUNG	 <b>STB3NC60</b> STMicroelectronics	 <b>STB35NF10T4</b> STMicroelectronics MOSFET N-CH 100V 40A D2PAK	 <b>STB40N20</b> STMicroelectronics MOSFET N-CH 200V 40A D2PAK

## Shipment

### Delivery Time

In-stock items can be shipped within 24 hours. Some parts will be arranged for delivery within 1-2 days from the date all items arrive at our warehouse. And Allelco ships order once a day at about 17:00, except Sunday. Once the goods are shipped, the estimated delivery time depends on the shipping methods and Delivery destination. The table below shows are the logistic time for some common countries.

### Delivery Cost

- > Use your express account for shipment if you have one.
  - > Use our account for the shipment. Refer to the table below for the approximate charges.
- (Different time frame / countries / package size has different price.)

### Delivery Method

- > Global Common Shipment by DHL / UPS / FedEx / TNT / EMS / SF we support.
- > Others more shipping ways, please get in touch with your customer manager.

Common Countries Logistic Time Reference		
Region	Country	Logistic Time(Day)
America	United States	5
	Brazil	7
Europe	Germany	5
	United Kingdom	4
	Italy	5
Oceania	Australia	6
	New Zealand	7
Asia	India	6
	Japan	7
Middle East	Israel	6

DHL & FedEx Shipment Charges Reference	
Shipment charges(KG)	Reference DHL(USD\$)
0.00kg-1.00kg	USD\$60.00
1.00kg-2.00kg	USD\$70.00
2.00kg-3.00kg	USD\$80.00

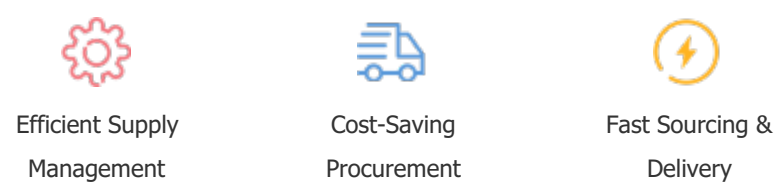
**Note:** The above table is for reference only. There may have some data bias for the uncontrollable factors. Contact us if you have any questions.

### Payment Support


The payment method can be chosen from the methods shown below:  
Wire Transfer (T/T, Bank Transfer), Western Union, Credit card, PayPal.



### Your Faithful Supply Chain Partner -



Contact us if you have any questions.



### Certifications & Memberships



[View More](#)