





IXTQ50N20P

Manufacturer Part Number	IXTQ50N20P
Manufacturer	IXYS Corporation
Allelco Part Number	32D-IXTQ50N20P
ECAD Model	 PCB Symbol, Footprint & 3D Mode
Parts Description	MOSFET N-CH 200V 50A TO3P
Package	TO-3P-3, SC-65-3
Data sheet	IXT(A,P,Q)50N20P.pdf
RoHs Status	 ROHS3 Compliant


[Get a Quote](#)

IXTQ50N20P - IXYS.New Original in Stock. Download Linear Technology IXTQ50N20P datasheet/specifications on AllelcoElec.com.

Request a quote for IXTQ50N20P, please send us email: info@allelco.com

Specifications





IXTQ50N20P Tech Specifications

IXTQ50N20P - IXYS technical specifications, attributes, parameters

Product Attribute	Attribute Value	Product Attribute	Attribute Value
Manufacturer	IXYS Corporation	Operating Temperature	-55°C ~ 175°C (TJ)
Vgs(th) (Max) @ Id	5V @ 250µA	Mounting Type	Through Hole
Vgs (Max)	±20V	Input Capacitance (Ciss) (Max) @ Vds	2720 pF @ 25 V
Technology	MOSFET (Metal Oxide)	Gate Charge (Qg) (Max) @ Vgs	70 nC @ 10 V
Supplier Device Package	TO-3P	FET Type	N-Channel
Series	Polar	FET Feature	-
Rds On (Max) @ Id, Vgs	60mOhm @ 50A, 10V	Drive Voltage (Max Rds On, Min Rds On)	10V
Power Dissipation (Max)	360W (Tc)	Drain to Source Voltage (Vdss)	200 V
Package / Case	TO-3P-3, SC-65-3	Current - Continuous Drain (Id) @ 25°C	50A (Tc)
Package	Tube	Base Product Number	IXTQ50

Parts with Similar Specifications


The three parts on the right have similar specifications to IXYS IXTQ50N20P

Product Attribute	 NO PICTURE			
Part Number	IXTQ50N20P	IXTQ60N10T	IXTQ460P2	IXTQ480P2
Manufacturer	IXYS	IXYS	IXYS	IXYS
Series	Polar	Trench	PolarP2™	PolarP2™
Vgs (Max)	±20V	±30V	±30V	±30V
Gate Charge (Qg) (Max) @ Vgs	70 nC @ 10 V	49 nC @ 10 V	48 nC @ 10 V	108 nC @ 10 V
Vgs(th) (Max) @ Id	5V @ 250µA	4.5V @ 50µA	4.5V @ 250µA	4.5V @ 250µA
Operating Temperature	-55°C ~ 175°C (TJ)	-55°C ~ 175°C (TJ)	-55°C ~ 150°C (TJ)	-55°C ~ 150°C (TJ)
Supplier Device Package	TO-3P	TO-3P	TO-3P	TO-3P
Base Product Number	IXTQ50	IXTQ60	IXTQ460	IXTQ480
Package / Case	TO-3P-3, SC-65-3	TO-3P-3, SC-65-3	TO-3P-3, SC-65-3	TO-3P-3, SC-65-3
Current - Continuous Drain (Id) @ 25°C	50A (Tc)	60A (Tc)	24A (Tc)	52A (Tc)
Mounting Type	Through Hole	Through Hole	Through Hole	Through Hole
Drain to Source Voltage (Vdss)	200 V	100 V	500 V	500 V
FET Type	N-Channel	N-Channel	N-Channel	N-Channel
Package	Tube	Tube	Tube	Tube
Input Capacitance (Ciss) (Max) @ Vds	2720 pF @ 25 V	2650 pF @ 25 V	2890 pF @ 25 V	6800 pF @ 25 V
Technology	MOSFET (Metal Oxide)	MOSFET (Metal Oxide)	MOSFET (Metal Oxide)	MOSFET (Metal Oxide)
Drive Voltage (Max Rds On, Min Rds On)	10V	10V	10V	10V
Rds On (Max) @ Id, Vgs	60mOhm @ 50A, 10V	18mOhm @ 25A, 10V	270mOhm @ 12A, 10V	120mOhm @ 26A, 10V
Power Dissipation (Max)	360W (Tc)	176W (Tc)	480W (Tc)	960W (Tc)
FET Feature	-	-	-	-


IXTQ50N20P Datasheet PDF

Download IXTQ50N20P pdf datasheets and IXYS documentation for IXTQ50N20P - IXYS.

Datasheets

 IXT(A,P,Q)50N20P.pdf
--

PCN Design/Specification

 Multiple Devices Material 23/Jun/2020.pdf

Customers Also Interested in

Recommended Products



IXTQ60N10T

IXYS
MOSFET N-CH 100V 60A TO3P



IXTQ460P2

IXYS
MOSFET N-CH 500V 24A TO3P



IXTQ480P2

IXYS
MOSFET N-CH 500V 52A TO3P



IXTQ42N25P

IXYS
MOSFET N-CH 250V 42A TO3P



IXTQ36N50P MOS

IXYS / Littelfuse



IXTQ50N25T

IXYS
MOSFET N-CH 250V 50A TO3P



IXTQ62N15P

IXYS
MOSFET N-CH 150V 62A TO3P



IXTQ64N25P

IXYS
MOSFET N-CH 250V 64A TO3P



IXTQ36N50P

IXYS
MOSFET N-CH 500V 36A TO3P



IXTQ60N20T

IXYS
MOSFET N-CH 200V 60A TO3P



IXTQ69N30P

IXYS
MOSFET N-CH 300V 69A TO3P



IXTQ54N30T

IXYS
MOSFET N-CH 300V 54A TO3P



IXTQ44N50P

IXYS
MOSFET N-CH 500V 44A TO3P



IXTQ72N20T

IXYS
MOSFET N-CH 200V 72A TO3P



IXTQ50N28T

IXYS / Littelfuse



IXTQ52N30P

IXYS
MOSFET N-CH 300V 52A TO3P



IXTQ36N30P

IXYS
MOSFET N-CH 300V 36A TO3P



IXTQ48N20T

IXYS
MOSFET N-CH 200V 48A TO3P

Shipment

Delivery Time

In-stock items can be shipped within 24 hours. Some parts will be arranged for delivery within 1-2 days from the date all items arrive at our warehouse. And Allelco ships order once a day at about 17:00, except Sunday. Once the goods are shipped, the estimated delivery time depends on the shipping methods and Delivery destination. The table below shows are the logistic time for some common countries.

Delivery Cost

> Use your express account for shipment if you have one.

> Use our account for the shipment. Refer to the table below for the approximate charges.

(Different time frame / countries / package size has different price.)

Delivery Method

> Global Common Shipment by DHL / UPS / FedEx / TNT / EMS / SF we support.

> Others more shipping ways, please get in touch with your customer manager.

Common Countries Logistic Time Reference

Region	Country	Logistic Time(Day)
America	United States	5
	Brazil	7
Europe	Germany	5
	United Kingdom	4
	Italy	5
Oceania	Australia	6
	New Zealand	7
Asia	India	6
	Japan	7
Middle East	Israel	6

DHL & FedEx Shipment Charges Reference

Shipment charges(KG)	Reference DHL(USD\$)
0.00kg-1.00kg	USD\$60.00
1.00kg-2.00kg	USD\$70.00
2.00kg-3.00kg	USD\$80.00

Note: The above table is for reference only. There may have some data bias for the uncontrollable factors.

Contact us if you have any questions.

Payment Support

The payment method can be chosen from the methods shown below:

Wire Transfer (T/T, Bank Transfer), Western Union, Credit card, PayPal.



Your Faithful Supply Chain Partner -



Efficient Supply Management



Cost-Saving Procurement



Fast Sourcing & Delivery

Contact us if you have any questions.



Phone

+00852 9146 4856



Email

info@allelco.com

Certifications & Memberships



View More