



STH240N10F7-2

Manufacturer Part Number	STH240N10F7-2
Manufacturer	STMicroelectronics
Allelco Part Number	32D-STH240N10F7-2
ECAD Model	 PCB Footprint and Symbol
Parts Description	MOSFET N-CH 100V 180A H2PAK-2
Package	TO-263-3, D ² Pak (2 Leads + Tab), TO-263AB
Data sheet	STH240N10F7-2, STH240N10F7-6.pdf
RoHs Status	 ROHS3 Compliant


[Get a Quote](#)

STH240N10F7-2 - STMicroelectronics.New Original in Stock. Download Linear Technology STH240N10F7-2 datasheet/specifications on AllelcoElec.com.

Request a quote for STH240N10F7-2, please send us email: info@allelco.com

Specifications





STH240N10F7-2 Tech Specifications

STH240N10F7-2 - STMicroelectronics technical specifications, attributes, parameters

Product Attribute	Attribute Value	Product Attribute	Attribute Value
Manufacturer	STMicroelectronics	Operating Temperature	-55°C ~ 175°C (TJ)
Vgs(th) (Max) @ Id	4.5V @ 250µA	Mounting Type	Surface Mount
Vgs (Max)	±20V	Input Capacitance (Ciss) (Max) @ Vds	11550 pF @ 25 V
Technology	MOSFET (Metal Oxide)	Gate Charge (Qg) (Max) @ Vgs	160 nC @ 10 V
Supplier Device Package	H2Pak-2	FET Type	N-Channel
Series	STripFET™	FET Feature	-
Rds On (Max) @ Id, Vgs	2.5mOhm @ 60A, 10V	Drive Voltage (Max Rds On, Min Rds On)	10V
Power Dissipation (Max)	300W (Tc)	Drain to Source Voltage (Vdss)	100 V
Package / Case	TO-263-3, D ² Pak (2 Leads + Tab), TO-263AB	Current - Continuous Drain (Id) @ 25°C	180A (Tc)
Package	Tape & Reel (TR)	Base Product Number	STH240

Parts with Similar Specifications


The three parts on the right have similar specifications to STMicroelectronics STH240N10F7-2

Product Attribute	 NO PICTURE	 life.augmented		 life.augmented
Part Number	STH240N10F7-2	STH180N10F3-2	STH245N75F3-6	STH260N6F6-2
Manufacturer	STMicroelectronics	STMicroelectronics	STMicroelectronics	STMicroelectronics
Drive Voltage (Max Rds On, Min Rds On)	10V	10V	10V	10V
Operating Temperature	-55°C ~ 175°C (TJ)	-55°C ~ 175°C (TJ)	-55°C ~ 175°C (TJ)	-55°C ~ 175°C (TJ)
Current - Continuous Drain (Id) @ 25°C	180A (Tc)	180A (Tc)	180A (Tc)	180A (Tc)
Drain to Source Voltage (Vdss)	100 V	100 V	75 V	60 V
Rds On (Max) @ Id, Vgs	2.5mOhm @ 60A, 10V	4.5mOhm @ 60A, 10V	3mOhm @ 90A, 10V	2.4mOhm @ 60A, 10V
Gate Charge (Qg) (Max) @ Vgs	160 nC @ 10 V	114.6 nC @ 10 V	87 nC @ 10 V	183 nC @ 10 V
Technology	MOSFET (Metal Oxide)	MOSFET (Metal Oxide)	MOSFET (Metal Oxide)	MOSFET (Metal Oxide)
Series	STripFET™	STripFET™ III	Automotive, AEC-Q101, STripFET™ F3	DeepGATE™, STripFET™ VI
Base Product Number	STH240	STH180	STH245	STH260
Vgs(th) (Max) @ Id	4.5V @ 250µA	4V @ 250µA	4V @ 250µA	4V @ 250µA
Vgs (Max)	±20V	±20V	±20V	±20V
Package / Case	TO-263-3, D ² Pak (2 Leads + Tab), TO-263AB	TO-263-3, D ² Pak (2 Leads + Tab), TO-263AB	TO-263-7, D ² Pak (6 Leads + Tab)	TO-263-3, D ² Pak (2 Leads + Tab), TO-263AB
Mounting Type	Surface Mount	Surface Mount	Surface Mount	Surface Mount
FET Type	N-Channel	N-Channel	N-Channel	N-Channel
FET Feature	-	-	-	-
Package	Tape & Reel (TR)	Tape & Reel (TR)	Tape & Reel (TR)	Tape & Reel (TR)
Supplier Device Package	H2Pak-2	H2Pak-2	H2PAK-6	H2Pak-2
Power Dissipation (Max)	300W (Tc)	315W (Tc)	300W (Tc)	300W (Tc)
Input Capacitance (Ciss) (Max) @ Vds	11550 pF @ 25 V	6665 pF @ 25 V	6800 pF @ 25 V	11800 pF @ 25 V


STH240N10F7-2 Datasheet PDF

Download STH240N10F7-2 pdf datasheets and STMicroelectronics documentation for STH240N10F7-2 - STMicroelectronics.

Datasheets

 STH240N10F7-2, STH240N10F7-6.pdf
--

PCN Packaging

 Mult Dev Inner Box Chg 9/Dec/2021.pdf



















PCN Assembly/Origin

--

PCN Design/Specification

Customers Also Interested in

Recommended Products

 life.augmented	 life.augmented	 life.augmented		 life.augmented	 life.augmented
STH180N10F3-2 STMicroelectronics MOSFET N-CH 100V 180A H2PAK-2	STH24810-2 STMicroelectronics	STH2007TBR STMicroelectronics	STH245N75F3-6 STMicroelectronics MOSFET N-CH 75V 180A H2PAK-6	STH240N10F7-6 MOS STMicroelectronics	STH260N6F6-2 STMicroelectronics MOSFET N-CH 60V 180A H2PAK-2
	 life.augmented			 life.augmented	 life.augmented
STH210N75F6 STM	STH240N75F3-2 STMicroelectronics MOSFET N CH 75V 180A H2PAK-2	STH240N75F3-6 STMicroelectronics MOSFET N-CH 75V 180A H2PAK-6	STH18NB40FI STMRC	STH230NF02V-2 MOS STMicroelectronics	STH180N10F3 STMicroelectronics
 life.augmented		 life.augmented		 life.augmented	 life.augmented
STH265N6F6-2AG STMicroelectronics MOSFET N-CH 60V 180A H2PAK-2	STH240N10F7-6 STMicroelectronics MOSFET N-CH 100V 180A H2PAK-6	STH180N4F6-2 STMicroelectronics MOSFET N-CH 40V 120A H2PAK-2	STH230035.1 STH	STH185N10F3-2 STMicroelectronics MOSFET N-CH 100V 180A H2PAK-2	STH210N75F6-2 STMicroelectronics MOSFET N-CH 75V 180A H2PAK-2

Shipment

Delivery Time

In-stock items can be shipped within 24 hours. Some parts will be arranged for delivery within 1-2 days from the date all items arrive at our warehouse. And Allelco ships order once a day at about 17:00, except Sunday. Once the goods are shipped, the estimated delivery time depends on the shipping methods and Delivery destination. The table below shows are the logistic time for some common countries.

Delivery Cost

- > Use your express account for shipment if you have one.
 - > Use our account for the shipment. Refer to the table below for the approximate charges.
- (Different time frame / countries / package size has different price.)

Delivery Method

- > Global Common Shipment by DHL / UPS / FedEx / TNT / EMS / SF we support.
- > Others more shipping ways, please get in touch with your customer manager.

Common Countries Logistic Time Reference		
Region	Country	Logistic Time(Day)
America	United States	5
	Brazil	7
Europe	Germany	5
	United Kingdom	4
	Italy	5
Oceania	Australia	6
	New Zealand	7
Asia	India	6
	Japan	7
Middle East	Israel	6

DHL & FedEx Shipment Charges Reference	
Shipment charges(KG)	Reference DHL(USD\$)
0.00kg-1.00kg	USD\$60.00
1.00kg-2.00kg	USD\$70.00
2.00kg-3.00kg	USD\$80.00




Note: The above table is for reference only. There may have some data bias for the uncontrollable factors. Contact us if you have any questions.

Payment Support

The payment method can be chosen from the methods shown below:
Wire Transfer (T/T, Bank Transfer), Western Union, Credit card, PayPal.



Your Faithful Supply Chain Partner -

 Efficient Supply Management	 Cost-Saving Procurement	 Fast Sourcing & Delivery
--	--	---

Contact us if you have any questions.

 Phone +00852 9146 4856	 Email info@allelco.com
--	--

Certifications & Memberships



View More