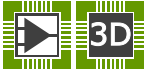





NGTB50N120FL2WG

Manufacturer Part Number	NGTB50N120FL2WG
Manufacturer	onsemi
Allelco Part Number	32D-NGTB50N120FL2WG
ECAD Model	 PCB Symbol, Footprint & 3D Mode
Parts Description	IGBT 1200V 100A 535W TO247
Package	TO-247-3
Data sheet	NGTB50N120FL2WG.pdf
RoHs Status	 ROHS3 Compliant



Get a Quote

NGTB50N120FL2WG - onsemi.New Original in Stock. Download Linear Technology NGTB50N120FL2WG datasheet/specifications on AllelcoElec.com.
Request a quote for NGTB50N120FL2WG, please send us email: info@allelco.com





Specifications

NGTB50N120FL2WG Tech Specifications
NGTB50N120FL2WG - onsemi technical specifications, attributes, parameters

Product Attribute	Attribute Value	Product Attribute	Attribute Value
Manufacturer	onsemi	Package / Case	TO-247-3
Voltage - Collector Emitter Breakdown (Max)	1200 V	Package	Tube
Vce(on) (Max) @ Vge, Ic	2.2V @ 15V, 50A	Operating Temperature	-55°C ~ 175°C (TJ)
Test Condition	600V, 50A, 100hm, 15V	Mounting Type	Through Hole
Td (on/off) @ 25°C	118ns/282ns	Input Type	Standard
Switching Energy	4.4mJ (on), 1.4mJ (off)	IGBT Type	Trench Field Stop
Supplier Device Package	TO-247	Gate Charge	311 nC
Series	-	Current - Collector Pulsed (Icm)	200 A
Reverse Recovery Time (trr)	256 ns	Current - Collector (Ic) (Max)	100 A
Power - Max	535 W	Base Product Number	NGTB50

Parts with Similar Specifications

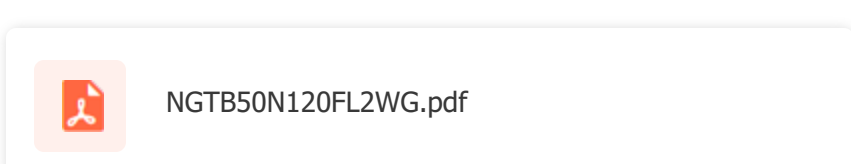
The three parts on the right have similar specifications to onsemi NGTB50N120FL2WG

Product Attribute	 NO PICTURE			
Part Number	NGTB50N120FL2WG	NGTB50N60FWG	NGTB40N65IHL2WG	NGTB40N60L2WG
Manufacturer	onsemi	onsemi	onsemi	onsemi
Current - Collector (Ic) (Max)	100 A	-	80 A	80 A
Vce(on) (Max) @ Vge, Ic	2.2V @ 15V, 50A	-	2.2V @ 15V, 40A	2.61V @ 15V, 40A
Mounting Type	Through Hole	-	Through Hole	Through Hole
Test Condition	600V, 50A, 100hm, 15V	-	400V, 40A, 100hm, 15V	400V, 40A, 100hm, 15V
Reverse Recovery Time (trr)	256 ns	-	465 ns	73 ns
Switching Energy	4.4mJ (on), 1.4mJ (off)	-	360μJ (off)	1.17mJ (on), 280μJ (off)
Operating Temperature	-55°C ~ 175°C (TJ)	-	-55°C ~ 175°C (TJ)	-55°C ~ 175°C (TJ)
Gate Charge	311 nC	-	135 nC	228 nC
Input Type	Standard	-	Standard	Standard
Td (on/off) @ 25°C	118ns/282ns	-	~140ns	98ns/213ns
Package / Case	TO-247-3	-	TO-247-3	TO-247-3
IGBT Type	Trench Field Stop	-	Trench Field Stop	Trench Field Stop
Power - Max	535 W	-	300 W	417 W
Base Product Number	NGTB50	NGTB50	NGTB40	NGTB40
Voltage - Collector Emitter Breakdown (Max)	1200 V	-	650 V	600 V
Series	-	*	-	-
Supplier Device Package	TO-247	-	TO-247-3	TO-247-3
Current - Collector Pulsed (Icm)	200 A	-	160 A	160 A
Package	Tube	Tube	Tube	Tube

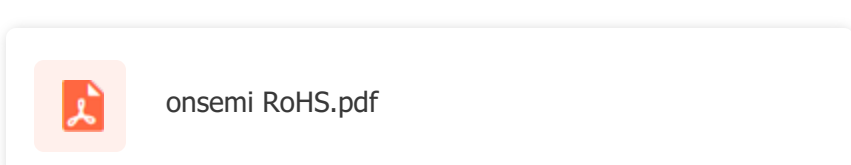
NGTB50N120FL2WG Datasheet PDF

Download NGTB50N120FL2WG pdf datasheets and onsemi documentation for NGTB50N120FL2WG - onsemi.

Datasheets



Environmental Information



PCN Obsolescence/ EOL

Mult Dev EOL 30/Sep/2022.pdf

PCN Assembly/Origin



















Assembly Change 24/Sep/2021.pdf

PCN Design/Specification

FPCN20461X 27/nov/2015.pdf

Customers Also Interested in

Recommended Products

 NGTB50N60FWG onsemi IGBT 600V 100A 223W TO247	 NGTB40N65IHL2WG onsemi IGBT TRENCH/FS 650V 80A TO247-3	 NGTB40N65IHRT AMI Semiconductor/onsemi	 NGTB40N60L2WG onsemi IGBT TRENCH/FS 600V 80A TO247	 NGTB60N60SWG onsemi IGBT 600V 120A 298W TO247	 NGTB40N65FL2 AMI Semiconductor/onsemi
 NGTB50N60FLWG onsemi IGBT 600V 50A TO247	 NGTB45N60S1WG onsemi IGBT 45A 600V TO-247	 NGTB50N60L2WG onsemi IGBT 600V 50A TO247	 NGTB50N65FL2WG onsemi IGBT TRENCH/FS 650V 100A TO247-3	 NGTB40N60IHLWG onsemi IGBT 600V 40A TO247	 NGTB60N65FL2WG onsemi IGBT FIELD STOP 650V 100A TO247
 NGTB75N60FL2WG onsemi IGBT 600V 75A TO247	 NGTB50N60FL2WG onsemi IGBT 600V 50A TO247	 NGTB45N60S2WG onsemi IGBT 45A 600V TO-247	 NGTB40N65FL2WG onsemi IGBT TRENCH/FS 650V 80A TO247	 NGTB50N65S1WG onsemi IGBT TRENCH 650V 140A TO247	 NGTB40N65IHRTG onsemi IGBT 650V 40A

Shipment

Delivery Time

In-stock items can be shipped within 24 hours. Some parts will be arranged for delivery within 1-2 days from the date all items arrive at our warehouse. And Allelco ships order once a day at about 17:00, except Sunday. Once the goods are shipped, the estimated delivery time depends on the shipping methods and Delivery destination. The table below shows are the logistic time for some common countries.

Delivery Cost

- > Use your express account for shipment if you have one.
 - > Use our account for the shipment. Refer to the table below for the approximate charges.
- (Different time frame / countries / package size has different price.)

Delivery Method

- > Global Common Shipment by DHL / UPS / FedEx / TNT / EMS / SF we support.
- > Others more shipping ways, please get in touch with your customer manager.

Common Countries Logistic Time Reference		
Region	Country	Logistic Time(Day)
America	United States	5
	Brazil	7
Europe	Germany	5
	United Kingdom	4
	Italy	5
Oceania	Australia	6
	New Zealand	7
Asia	India	6
	Japan	7
Middle East	Israel	6

DHL & FedEx Shipment Charges Reference	
Shipment charges(KG)	Reference DHL(USD\$)
0.00kg-1.00kg	USD\$60.00
1.00kg-2.00kg	USD\$70.00
2.00kg-3.00kg	USD\$80.00




Note: The above table is for reference only. There may have some data bias for the uncontrollable factors. Contact us if you have any questions.

Payment Support

The payment method can be chosen from the methods shown below:
Wire Transfer (T/T, Bank Transfer), Western Union, Credit card, PayPal.



Your Faithful Supply Chain Partner -

 Efficient Supply Management	 Cost-Saving Procurement	 Fast Sourcing & Delivery
--	--	---

Contact us if you have any questions.

 Phone +00852 9146 4856	 Email info@allelco.com
--	--

Certifications & Memberships



View More

