





# SIHB10N40D-GE3

Manufacturer Part Number	<b>SIHB10N40D-GE3</b>
Manufacturer	<b>Vishay / Siliconix</b>
Allelco Part Number	32D-SIHB10N40D-GE3
ECAD Model	 Request Free CAD Models
Parts Description	MOSFET N-CH 400V 10A TO263
Package	TO-263-3, D <sup>2</sup> Pak (2 Leads + Tab), TO-263AB
Data sheet	<b>SIHB10N40D.pdf</b>
RoHs Status	 ROHS3 Compliant



**Get a Quote**

SIHB10N40D-GE3 - Vishay Siliconix. New Original in Stock. Download Linear Technology SIHB10N40D-GE3 datasheet/specifications on AllelcoElec.com.  
Request a quote for SIHB10N40D-GE3, please send us email: [info@allelco.com](mailto:info@allelco.com)





## Specifications

SIHB10N40D-GE3 Tech Specifications  
SIHB10N40D-GE3 - Vishay Siliconix technical specifications, attributes, parameters

Product Attribute	Attribute Value	Product Attribute	Attribute Value
Manufacturer	Vishay / Siliconix	Operating Temperature	-55°C ~ 150°C (TJ)
Vgs(th) (Max) @ Id	5V @ 250µA	Mounting Type	Surface Mount
Vgs (Max)	±30V	Input Capacitance (Ciss) (Max) @ Vds	526 pF @ 100 V
Technology	MOSFET (Metal Oxide)	Gate Charge (Qg) (Max) @ Vgs	30 nC @ 10 V
Supplier Device Package	D <sup>2</sup> PAK (TO-263)	FET Type	N-Channel
Series	-	FET Feature	-
Rds On (Max) @ Id, Vgs	600mOhm @ 5A, 10V	Drive Voltage (Max Rds On, Min Rds On)	10V
Power Dissipation (Max)	147W (Tc)	Drain to Source Voltage (Vdss)	400 V
Package / Case	TO-263-3, D <sup>2</sup> Pak (2 Leads + Tab), TO-263AB	Current - Continuous Drain (Id) @ 25°C	10A (Tc)
Package	Tube	Base Product Number	SIHB10

## Parts with Similar Specifications


The three parts on the right have similar specifications to Vishay Siliconix SIHB10N40D-GE3

Product Attribute	 NO PICTURE			
Part Number	SIHB10N40D-GE3	SIHB12N50C-E3	SIHB16N50C-E3	SIHB15N60E-GE3
Manufacturer	Vishay Siliconix	Vishay Siliconix	Vishay Siliconix	Vishay Siliconix
Power Dissipation (Max)	147W (Tc)	208W (Tc)	250W (Tc)	180W (Tc)
Supplier Device Package	D <sup>2</sup> PAK (TO-263)	D <sup>2</sup> PAK (TO-263)	D <sup>2</sup> PAK (TO-263)	D <sup>2</sup> PAK (TO-263)
Input Capacitance (Ciss) (Max) @ Vds	526 pF @ 100 V	1375 pF @ 25 V	1900 pF @ 25 V	1350 pF @ 100 V
Technology	MOSFET (Metal Oxide)	MOSFET (Metal Oxide)	MOSFET (Metal Oxide)	MOSFET (Metal Oxide)
Mounting Type	Surface Mount	Surface Mount	Surface Mount	Surface Mount
Vgs(th) (Max) @ Id	5V @ 250µA	5V @ 250µA	5V @ 250µA	4V @ 250µA
Package	Tube	Tape & Reel (TR)	Tube	Bulk
Series	-	-	-	-
FET Feature	-	-	-	-
FET Type	N-Channel	N-Channel	N-Channel	N-Channel
Rds On (Max) @ Id, Vgs	600mOhm @ 5A, 10V	555mOhm @ 4A, 10V	380mOhm @ 8A, 10V	280mOhm @ 8A, 10V
Drain to Source Voltage (Vdss)	400 V	500 V	500 V	600 V
Vgs (Max)	±30V	±30V	±30V	±30V
Operating Temperature	-55°C ~ 150°C (TJ)	-55°C ~ 150°C (TJ)	-55°C ~ 150°C (TJ)	-55°C ~ 150°C (TJ)
Current - Continuous Drain (Id) @ 25°C	10A (Tc)	12A (Tc)	16A (Tc)	15A (Tc)
Base Product Number	SIHB10	SIHB12	SIHB16	SIHB15
Package / Case	TO-263-3, D <sup>2</sup> Pak (2 Leads + Tab), TO-263AB	TO-263-3, D <sup>2</sup> Pak (2 Leads + Tab), TO-263AB	TO-263-3, D <sup>2</sup> Pak (2 Leads + Tab), TO-263AB	TO-263-3, D <sup>2</sup> Pak (2 Leads + Tab), TO-263AB
Gate Charge (Qg) (Max) @ Vgs	30 nC @ 10 V	48 nC @ 10 V	68 nC @ 10 V	78 nC @ 10 V
Drive Voltage (Max Rds On, Min Rds On)	10V	10V	10V	10V


## SIHB10N40D-GE3 Datasheet PDF

Download SIHB10N40D-GE3 pdf datasheets and Vishay Siliconix documentation for SIHB10N40D-GE3 - Vishay Siliconix.

### Datasheets




















SIHB10N40D.pdf

### PCN Assembly/Origin


Additional Assembly Site 21/Oct/2016.pdf

## Customers Also Interested in

### Recommended Products

					
<b>SIHB16N50C</b> Electro-Films (EFI) / Vishay	<b>SIHB12N50C</b> Electro-Films (EFI) / Vishay	<b>SIH31-12</b> Fujitsu Electronics America, Inc. IGBT Module	<b>SIHB12N50C-E3</b> Vishay Siliconix MOSFET N-CH 500V 12A D2PAK	<b>SIHA11N80E</b> Electro-Films (EFI) / Vishay	<b>SIHB16N50C-E3</b> Vishay Siliconix MOSFET N-CH 500V 16A D2PAK
					
<b>SIHB15N60E-GE3</b> Vishay Siliconix MOSFET N-CH 600V 15A D2PAK	<b>SIHA12N60E-E3</b> Vishay Siliconix MOSFET N-CH 600V 12A TO220	<b>SIHA22N60AEL-GE3</b> Vishay Siliconix MOSFET N-CH 600V 21A TO220	<b>SIHB22N60ET1-GE3</b> Vishay Siliconix MOSFET N-CH 600V 21A TO263	<b>SIHB12N60E-GE3</b> Vishay Siliconix MOSFET N-CH 600V 12A D2PAK	<b>SIHA15N60E-E3</b> Vishay Siliconix MOSFET N-CH 600V 15A TO220
					
<b>SIHB22N60E-GE3</b> Vishay Siliconix MOSFET N-CH 600V 21A D2PAK	<b>SIHB12N60ET1-GE3</b> Vishay Siliconix MOSFET N-CH 600V 12A TO263	<b>SIHA22N60E-GE3</b> Vishay Siliconix N-CHANNEL 600V	<b>SIHA22N60E-E3</b> Vishay Siliconix MOSFET N-CH 600V 21A TO220	<b>SIHA20N50E-E3</b> Vishay Siliconix MOSFET N-CH 500V 19A TO220	<b>SIHB22N60AE-GE3</b> Vishay Siliconix MOSFET N-CH 600V 20A D2PAK

## Shipment

### Delivery Time

In-stock items can be shipped within 24 hours. Some parts will be arranged for delivery within 1-2 days from the date all items arrive at our warehouse. And Allelco ships order once a day at about 17:00, except Sunday. Once the goods are shipped, the estimated delivery time depends on the shipping methods and Delivery destination. The table below shows are the logistic time for some common countries.

### Delivery Cost

- > Use your express account for shipment if you have one.
- > Use our account for the shipment. Refer to the table below for the approximate charges.  
(Different time frame / countries / package size has different price.)

### Delivery Method

- > Global Common Shipment by DHL / UPS / FedEx / TNT / EMS / SF we support.
- > Others more shipping ways, please get in touch with your customer manager.

Common Countries Logistic Time Reference		
Region	Country	Logistic Time(Day)
America	United States	5
	Brazil	7
Europe	Germany	5
	United Kingdom	4
	Italy	5
Oceania	Australia	6
	New Zealand	7
Asia	India	6
	Japan	7
Middle East	Israel	6

DHL & FedEx Shipment Charges Reference	
Shipment charges(KG)	Reference DHL(USD\$)
0.00kg-1.00kg	USD\$60.00
1.00kg-2.00kg	USD\$70.00
2.00kg-3.00kg	USD\$80.00




**Note:** The above table is for reference only. There may have some data bias for the uncontrollable factors.  
Contact us if you have any questions.

### Payment Support

The payment method can be chosen from the methods shown below:  
Wire Transfer (T/T, Bank Transfer), Western Union, Credit card, PayPal.



### Your Faithful Supply Chain Partner -

-  Efficient Supply Management
-  Cost-Saving Procurement
-  Fast Sourcing & Delivery

Contact us if you have any questions.

-  Phone  
+00852 9146 4856
-  Email  
info@allelco.com

### Certifications & Memberships



[View More](#)