



## SI5441DC-T1-E3

Manufacturer Part Number	<b>SI5441DC-T1-E3</b>
Manufacturer	<b>Vishay / Siliconix</b>
Allelco Part Number	32D-SI5441DC-T1-E3
ECAD Model	 Request Free CAD Models
Parts Description	MOSFET P-CH 20V 3.9A 1206-8
Package	8-SMD, Flat Lead
Data sheet	<b>SI5441DC.pdf</b>
RoHs Status	 ROHS3 Compliant


[Get a Quote](#)

SI5441DC-T1-E3 - Vishay Siliconix. New Original in Stock. Download Linear Technology SI5441DC-T1-E3 datasheet/specifications on AllelcoElec.com.  
 Request a quote for SI5441DC-T1-E3, please send us email: [info@allelco.com](mailto:info@allelco.com)

### Specifications





SI5441DC-T1-E3 Tech Specifications

SI5441DC-T1-E3 - Vishay Siliconix technical specifications, attributes, parameters

Product Attribute	Attribute Value	Product Attribute	Attribute Value
Manufacturer	Vishay / Siliconix	Operating Temperature	-55°C ~ 150°C (TJ)
Vgs(th) (Max) @ Id	1.4V @ 250µA	Mounting Type	Surface Mount
Vgs (Max)	±12V	Gate Charge (Qg) (Max) @ Vgs	22 nC @ 4.5 V
Technology	MOSFET (Metal Oxide)	FET Type	P-Channel
Supplier Device Package	1206-8 ChipFET™	FET Feature	-
Series	TrenchFET®	Drive Voltage (Max Rds On, Min Rds On)	2.5V, 4.5V
Rds On (Max) @ Id, Vgs	55mOhm @ 3.9A, 4.5V	Drain to Source Voltage (Vdss)	20 V
Power Dissipation (Max)	1.3W (Ta)	Current - Continuous Drain (Id) @ 25°C	3.9A (Ta)
Package / Case	8-SMD, Flat Lead	Base Product Number	SI5441
Package	Tape & Reel (TR)		

### Parts with Similar Specifications

The three parts on the right have similar specifications to Vishay Siliconix SI5441DC-T1-E3

Product Attribute	 NO PICTURE			
Part Number	SI5441DC-T1-E3	SI5441BDC-T1-E3	SI5435BDC-T1-GE3	SI5442DU-T1-GE3
Manufacturer	Vishay Siliconix	Vishay Siliconix	Vishay Siliconix	Vishay Siliconix
Current - Continuous Drain (Id) @ 25°C	3.9A (Ta)	4.4A (Ta)	4.3A (Ta)	25A (Tc)
Package	Tape & Reel (TR)	Tape & Reel (TR)	Tape & Reel (TR)	Tape & Reel (TR)
Series	TrenchFET®	TrenchFET®	TrenchFET®	TrenchFET®
FET Feature	-	-	-	-
Gate Charge (Qg) (Max) @ Vgs	22 nC @ 4.5 V	22 nC @ 4.5 V	24 nC @ 10 V	45 nC @ 8 V
Technology	MOSFET (Metal Oxide)	MOSFET (Metal Oxide)	MOSFET (Metal Oxide)	MOSFET (Metal Oxide)
Package / Case	8-SMD, Flat Lead	8-SMD, Flat Lead	8-SMD, Flat Lead	PowerPAK® ChipFET™ Single
Drive Voltage (Max Rds On, Min Rds On)	2.5V, 4.5V	2.5V, 4.5V	4.5V, 10V	1.8V, 4.5V
Vgs(th) (Max) @ Id	1.4V @ 250µA	1.4V @ 250µA	3V @ 250µA	900mV @ 250µA
Base Product Number	SI5441	SI5441	SI5435	SI5442
Mounting Type	Surface Mount	Surface Mount	Surface Mount	Surface Mount
Power Dissipation (Max)	1.3W (Ta)	1.3W (Ta)	1.3W (Ta)	3.1W (Ta), 31W (Tc)
Rds On (Max) @ Id, Vgs	55mOhm @ 3.9A, 4.5V	45mOhm @ 4.4A, 4.5V	45mOhm @ 4.3A, 10V	10mOhm @ 8A, 4.5V
Operating Temperature	-55°C ~ 150°C (TJ)	-55°C ~ 150°C (TJ)	-55°C ~ 150°C (TJ)	-55°C ~ 150°C (TJ)
Supplier Device Package	1206-8 ChipFET™	1206-8 ChipFET™	1206-8 ChipFET™	PowerPAK® ChipFet Single
Vgs (Max)	±12V	±12V	±20V	±8V
FET Type	P-Channel	P-Channel	P-Channel	N-Channel
Drain to Source Voltage (Vdss)	20 V	20 V	30 V	20 V


### SI5441DC-T1-E3 Datasheet PDF

Download SI5441DC-T1-E3 pdf datasheets and Vishay Siliconix documentation for SI5441DC-T1-E3 - Vishay Siliconix.


#### Datasheets


[SI5441DC.pdf](#)

#### Environmental Information




















[Material Compliance.pdf](#)

#### PCN Obsolescence/ EOL


[SIL-0632014 16/Apr/2014.pdf](#)

## Customers Also Interested in

### Recommended Products

 <b>SI5443DC-T1-E3 MOS</b> Electro-Films (EFI) / Vishay	 <b>SI5441BDC-T1-E3</b> Vishay Siliconix MOSFET P-CH 20V 4.4A 1206-8	 <b>SI5441BDC</b> Electro-Films (EFI) / Vishay	 <b>SI5443DC</b> Electro-Films (EFI) / Vishay	 <b>SI5435BDC-T1-GE3</b> Vishay Siliconix MOSFET P-CH 30V 4.3A 1206-8	 <b>SI5445DC-T1</b> Electro-Films (EFI) / Vishay
 <b>SI5441BDC-T1-E3 MOS</b> Electro-Films (EFI) / Vishay	 <b>SI5442DU-T1-GE3</b> Vishay Siliconix MOSFET N-CH 20V 25A PPAK	 <b>SI5447DC-T1-E3</b> Vishay Siliconix MOSFET P-CH 20V 3.5A 1206-8	 <b>SI5441BDC-T1-GE3</b> Vishay Siliconix MOSFET P-CH 20V 4.4A 1206-8	 <b>SI5443DC-T1-E3</b> Vishay Siliconix MOSFET P-CH 20V 3.6A 1206-8	 <b>SI5435DC-T1-E3</b> Electro-Films (EFI) / Vishay
 <b>SI5445DC-T1-E3</b> Electro-Films (EFI) / Vishay	 <b>SI5445BDC-T1-E3</b> Vishay Siliconix MOSFET P-CH 8V 5.2A 1206-8	 <b>SI5441DC-T1</b> Electro-Films (EFI) / Vishay	 <b>SI5441DC</b> Electro-Films (EFI) / Vishay	 <b>SI5435BDC-T1-E3</b> Vishay Siliconix MOSFET P-CH 30V 4.3A 1206-8	 <b>SI5443DC-T1</b> Electro-Films (EFI) / Vishay

## Shipment

### Delivery Time

In-stock items can be shipped within 24 hours. Some parts will be arranged for delivery within 1-2 days from the date all items arrive at our warehouse. And Allelco ships order once a day at about 17:00, except Sunday. Once the goods are shipped, the estimated delivery time depends on the shipping methods and Delivery destination. The table below shows are the logistic time for some common countries.

### Delivery Cost

- > Use your express account for shipment if you have one.
- > Use our account for the shipment. Refer to the table below for the approximate charges.  
(Different time frame / countries / package size has different price.)

### Delivery Method

- > Global Common Shipment by DHL / UPS / FedEx / TNT / EMS / SF we support.
- > Others more shipping ways, please get in touch with your customer manager.

Common Countries Logistic Time Reference		
Region	Country	Logistic Time(Day)
America	United States	5
	Brazil	7
Europe	Germany	5
	United Kingdom	4
	Italy	5
Oceania	Australia	6
	New Zealand	7
Asia	India	6
	Japan	7
Middle East	Israel	6

DHL & FedEx Shipment Charges Reference	
Shipment charges(KG)	Reference DHL(USD\$)
0.00kg-1.00kg	USD\$60.00
1.00kg-2.00kg	USD\$70.00
2.00kg-3.00kg	USD\$80.00

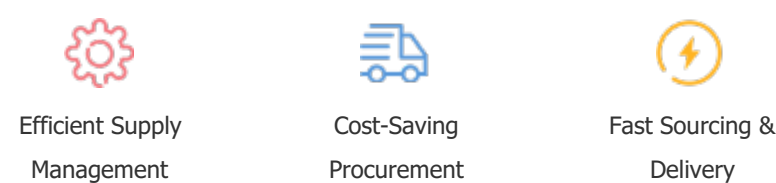
**Note:** The above table is for reference only. There may have some data bias for the uncontrollable factors.  
Contact us if you have any questions.

### Payment Support

The payment method can be chosen from the methods shown below:  
Wire Transfer (T/T, Bank Transfer), Western Union, Credit card, PayPal.



### Your Faithful Supply Chain Partner -



Contact us if you have any questions.



### Certifications & Memberships



[View More](#)