



Image may be representation.
See specifications for product details.



STB45N30M5

Manufacturer Part Number	STB45N30M5
Manufacturer	STMicroelectronics
Allelco Part Number	32D-STB45N30M5
ECAD Model	PCB Footprint and Symbol
Parts Description	NCHANNEL 300 V 0.037 OHM TYP. 53
Package	TO-263-3, D ² Pak (2 Leads + Tab), TO-263AB
Data sheet	STB45N30M5.pdf
RoHs Status	ROHS3 Compliant

Get a Quote

STB45N30M5 - STMicroelectronics.New Original in Stock. Download Linear Technology STB45N30M5 datasheet/specifications on AllelcoElec.com.
Request a quote for STB45N30M5, please send us email: info@allelco.com

Specifications

STB45N30M5 Tech Specifications

STB45N30M5 - STMicroelectronics technical specifications, attributes, parameters

Product Attribute	Attribute Value	Product Attribute	Attribute Value
Manufacturer	STMicroelectronics	Operating Temperature	-55°C ~ 150°C (TJ)
Vgs(th) (Max) @ Id	5V @ 250µA	Mounting Type	Surface Mount
Vgs (Max)	±25V	Input Capacitance (Ciss) (Max) @ Vds	4240 pF @ 100 V
Technology	MOSFET (Metal Oxide)	Gate Charge (Qg) (Max) @ Vgs	95 nC @ 10 V
Supplier Device Package	D ² PAK (TO-263)	FET Type	N-Channel
Series	MDmesh™ M5	FET Feature	-
Rds On (Max) @ Id, Vgs	40mOhm @ 26.5A, 10V	Drive Voltage (Max Rds On, Min Rds On)	10V
Power Dissipation (Max)	250W (Tc)	Drain to Source Voltage (Vdss)	300 V
Package / Case	TO-263-3, D ² Pak (2 Leads + Tab), TO-263AB	Current - Continuous Drain (Id) @ 25°C	53A (Tc)
Package	Tape & Reel (TR)	Base Product Number	STB45

Parts with Similar Specifications

The three parts on the right have similar specifications to STMicroelectronics STB45N30M5

Product Attribute				
Part Number	STB45N30M5	STB40NF20	STB45N65M5	STB45N60DM2AG
Manufacturer	STMicroelectronics	STMicroelectronics	STMicroelectronics	STMicroelectronics
Input Capacitance (Ciss) (Max) @ Vds	4240 pF @ 100 V	2500 pF @ 25 V	3375 pF @ 100 V	2500 pF @ 100 V
Rds On (Max) @ Id, Vgs	40mOhm @ 26.5A, 10V	45mOhm @ 20A, 10V	78mOhm @ 19.5A, 10V	90mOhm @ 17A, 10V
Vgs(th) (Max) @ Id	5V @ 250µA	4V @ 250µA	5V @ 250µA	5V @ 250µA
Operating Temperature	-55°C ~ 150°C (TJ)	-55°C ~ 150°C (TJ)	150°C (TJ)	-55°C ~ 150°C (TJ)
Series	MDmesh™ M5	STripFET™	MDmesh™ V	Automotive, AEC-Q101, MDmesh™ DM2
Technology	MOSFET (Metal Oxide)	MOSFET (Metal Oxide)	MOSFET (Metal Oxide)	MOSFET (Metal Oxide)
Supplier Device Package	D ² PAK (TO-263)	D2PAK	D ² PAK (TO-263)	D ² PAK (TO-263)
Package	Tape & Reel (TR)	Tape & Reel (TR)	Tape & Reel (TR)	Tape & Reel (TR)
Drain to Source Voltage (Vdss)	300 V	200 V	650 V	600 V
Gate Charge (Qg) (Max) @ Vgs	95 nC @ 10 V	75 nC @ 10 V	91 nC @ 10 V	56 nC @ 10 V
Current - Continuous Drain (Id) @ 25°C	53A (Tc)	40A (Tc)	35A (Tc)	34A (Tc)
Drive Voltage (Max Rds On, Min Rds On)	10V	10V	10V	10V
FET Type	N-Channel	N-Channel	N-Channel	N-Channel
FET Feature	-	-	-	-
Power Dissipation (Max)	250W (Tc)	160W (Tc)	210W (Tc)	250W (Tc)
Package / Case	TO-263-3, D ² Pak (2 Leads + Tab), TO-263AB	TO-263-3, D ² Pak (2 Leads + Tab), TO-263AB	TO-263-3, D ² Pak (2 Leads + Tab), TO-263AB	TO-263-3, D ² Pak (2 Leads + Tab), TO-263AB
Base Product Number	STB45	STB40	STB45	STB45
Vgs (Max)	±25V	±20V	±25V	±25V
Mounting Type	Surface Mount	Surface Mount	Surface Mount	Surface Mount

STB45N30M5 Datasheet PDF

Download STB45N30M5 pdf datasheets and STMicroelectronics documentation for STB45N30M5 - STMicroelectronics.

Datasheets



















[STB45N30M5.pdf](#)

PCN Packaging

[Mult Dev Inner Box Chg 9/Dec/2021.pdf](#)

Customers Also Interested in

Recommended Products

 STB40NF20 STMicroelectronics MOSFET N-CH 200V 40A D2PAK	 STB45N65M5 STMicroelectronics MOSFET N-CH 650V 35A D2PAK	 STB45N40DM2 STMicroelectronics	 STB45NF3LLT4 STMicroelectronics	 STB45N60DM2AG STMicroelectronics MOSFET N-CH 600V 34A D2PAK	 STB45NF06 STMicroelectronics MOSFET N-CH 60V 38A D2PAK
 STB40NF10T4 STMicroelectronics MOSFET N-CH 100V 50A D2PAK	 STB42N60M2-EP STMicroelectronics MOSFET N-CH 600V 34A D2PAK	 STB40NS15T4 STMicroelectronics MOSFET N-CH 150V 40A D2PAK	 STB46N30M5 STMicroelectronics MOSFET N-CH 300V 53A D2PAK	 STB42N65M5 STMicroelectronics MOSFET N-CH 650V 33A D2PAK	 STB43N60DM2 STMicroelectronics MOSFET N-CH 600V 34A D2PAK
 STB46NF30 STMicroelectronics MOSFET N-CH 300V 42A D2PAK	 STB40NF10LT4 MOS STMicroelectronics	 STB40NK60Z STMicroelectronics	 STB42N60M2 Cypress Semiconductor (Infineon Technologies)	 STB45N40DM2AG STMicroelectronics MOSFET N-CH 400V 38A D2PAK	 STB40NF10LT4 STMicroelectronics MOSFET N-CH 100V 40A D2PAK

Shipment

Delivery Time

In-stock items can be shipped within 24 hours. Some parts will be arranged for delivery within 1-2 days from the date all items arrive at our warehouse. And Allelco ships order once a day at about 17:00, except Sunday. Once the goods are shipped, the estimated delivery time depends on the shipping methods and Delivery destination. The table below shows are the logistic time for some common countries.

Delivery Cost

- > Use your express account for shipment if you have one.
- > Use our account for the shipment. Refer to the table below for the approximate charges.
(Different time frame / countries / package size has different price.)

Delivery Method

- > Global Common Shipment by DHL / UPS / FedEx / TNT / EMS / SF we support.
- > Others more shipping ways, please get in touch with your customer manager.

Common Countries Logistic Time Reference		
Region	Country	Logistic Time(Day)
America	United States	5
	Brazil	7
Europe	Germany	5
	United Kingdom	4
	Italy	5
Oceania	Australia	6
	New Zealand	7
Asia	India	6
	Japan	7
Middle East	Israel	6

DHL & FedEx Shipment Charges Reference	
Shipment charges(KG)	Reference DHL(USD\$)
0.00kg-1.00kg	USD\$60.00
1.00kg-2.00kg	USD\$70.00
2.00kg-3.00kg	USD\$80.00




Note: The above table is for reference only. There may have some data bias for the uncontrollable factors.
Contact us if you have any questions.

Payment Support

The payment method can be chosen from the methods shown below:
Wire Transfer (T/T, Bank Transfer), Western Union, Credit card, PayPal.



Your Faithful Supply Chain Partner -

-  Efficient Supply Management
-  Cost-Saving Procurement
-  Fast Sourcing & Delivery

Contact us if you have any questions.

-  Phone
+00852 9146 4856
-  Email
info@allelco.com

Certifications & Memberships



[View More](#)

Contact us

Address: Flat/Rm C 13/F Harvard Commercial Building 105-111 Thomson Road, Wan Chai, Hong Kong
Phone: +00852 9146 4856
Fax: +00852 3010 8510
Email: info@Allelco.com