




CM800DU-12H

| | |
|--------------------------|---|
| Manufacturer Part Number | CM800DU-12H |
| Manufacturer | Powerex, Inc. |
| Allelco Part Number | 32D-CM800DU-12H |
| ECAD Model |  Request Free CAD Models |
| Parts Description | IGBT MOD 600V 800A 1500W |
| Package | Module |
| Data sheet | CM800DU-12H.pdf |



Get a Quote

CM800DU-12H - Powerex Inc..New Original in Stock. Download Linear Technology CM800DU-12H datasheet/specifications on AllelcoElec.com.
Request a quote for CM800DU-12H, please send us email: info@allelco.com





Specifications

CM800DU-12H Tech Specifications
CM800DU-12H - Powerex Inc. technical specifications, attributes, parameters

| Product Attribute | Attribute Value | Product Attribute | Attribute Value |
|---|--------------------|----------------------------------|-----------------|
| Manufacturer | Powerex, Inc. | NTC Thermistor | No |
| Voltage - Collector Emitter Breakdown (Max) | 600 V | Mounting Type | Chassis Mount |
| Vce(on) (Max) @ Vge, Ic | 3.15V @ 15V, 800A | Input Capacitance (Cies) @ Vce | 70.4 nF @ 10 V |
| Supplier Device Package | Module | Input | Standard |
| Series | IGBTMOD™ | IGBT Type | - |
| Power - Max | 1500 W | Current - Collector Cutoff (Max) | 2 mA |
| Package / Case | Module | Current - Collector (Ic) (Max) | 800 A |
| Package | Bulk | Configuration | Half Bridge |
| Operating Temperature | -40°C ~ 150°C (TJ) | | |

Parts with Similar Specifications


The three parts on the right have similar specifications to Powerex Inc. CM800DU-12H

| Product Attribute |  NO PICTURE |  |  NO PICTURE |  NO PICTURE |
|---|--|---|--|--|
| Part Number | CM800DU-12H | CM800DY-24S | CM800DZ-34H | CM800DW-34T |
| Manufacturer | Powerex Inc. | Powerex Inc. | MITSUBISHI | MITSUBISHI |
| Current - Collector (Ic) (Max) | 800 A | 790 A | - | - |
| Current - Collector Cutoff (Max) | 2 mA | 1 mA | - | - |
| Configuration | Half Bridge | Half Bridge | - | - |
| Operating Temperature | -40°C ~ 150°C (TJ) | -40°C ~ 150°C (TJ) | - | - |
| Package / Case | Module | Module | - | - |
| Series | IGBTMOD™ | IGBTMOD™ | - | - |
| Voltage - Collector Emitter Breakdown (Max) | 600 V | 1200 V | - | - |
| Input Capacitance (Cies) @ Vce | 70.4 nF @ 10 V | 80 nF @ 10 V | - | - |
| NTC Thermistor | No | No | - | - |
| Mounting Type | Chassis Mount | Chassis Mount | - | - |
| Supplier Device Package | Module | Module | - | - |
| IGBT Type | - | - | - | - |
| Package | Bulk | Bulk | - | - |
| Power - Max | 1500 W | 5355 W | - | - |
| Input | Standard | Standard | - | - |
| Vce(on) (Max) @ Vge, Ic | 3.15V @ 15V, 800A | 2.4V @ 15V, 800A | - | - |

CM800DU-12H Datasheet PDF

Download CM800DU-12H pdf datasheets and Powerex Inc. documentation for CM800DU-12H - Powerex Inc..

Datasheets


CM800DU-12H.pdf

Customers Also Interested in

Recommended Products

| | | | | | |
|--|--|--|---|--|---|
|  NO PICTURE |  NO PICTURE |  NO PICTURE |  NO PICTURE |  NO PICTURE |  |
| CM800DZ-34H MITSUBISHI IGBT Module | CM800DW-34T MITSUBISHI IGBT Module | CM800E2Y-34H MITSUBISHI IGBT Module | CM800E2U-24H MITSUBISHI IGBT Module | CM800DX-24T MITSUBISHI IGBT Module | CM800DY-24S Powerex Inc. IGBT MOD 1200V 790A 5355W |



CM800DX-24T1
MITSUBISHI
IGBT Module




CM800DXLE-24A
MITSUBISHI
IGBT Module



CM800DZB-34N
MITSUBISHI
IGBT Module



CM800DU-24F
MITSUBISHI
IGBT Module



CM800DU-24NF
MITSUBISHI
IGBT Module




CM8001
BL



CM800DXP-24T1
MITSUBISHI
IGBT Module




CM800DW-34TA
MITSUBISHI
IGBT Module



CM800DY-34H
MITSUBISHI
IGBT Module



CM800DW-24T
MITSUBISHI
IGBT Module



CM800E2C-66H
MITSUBISHI
IGBT Module



CM800DZ-24H
MITSUBISHI
IGBT Module

Shipment

Delivery Time

In-stock items can be shipped within 24 hours. Some parts will be arranged for delivery within 1-2 days from the date all items arrive at our warehouse. And Allelco ships order once a day at about 17:00, except Sunday. Once the goods are shipped, the estimated delivery time depends on the shipping methods and Delivery destination. The table below shows are the logistic time for some common countries.

Delivery Cost

> Use your express account for shipment if you have one.

> Use our account for the shipment. Refer to the table below for the approximate charges.

(Different time frame / countries / package size has different price.)

Delivery Method

> Global Common Shipment by DHL / UPS / FedEx / TNT / EMS / SF we support.

> Others more shipping ways, please get in touch with your customer manager.

| Common Countries Logistic Time Reference | | |
|--|----------------|--------------------|
| Region | Country | Logistic Time(Day) |
| America | United States | 5 |
| | Brazil | 7 |
| Europe | Germany | 5 |
| | United Kingdom | 4 |
| | Italy | 5 |
| Oceania | Australia | 6 |
| | New Zealand | 7 |
| Asia | India | 6 |
| | Japan | 7 |
| Middle East | Israel | 6 |

| DHL & FedEx Shipment Charges Reference | |
|--|----------------------|
| Shipment charges(KG) | Reference DHL(USD\$) |
| 0.00kg-1.00kg | USD\$60.00 |
| 1.00kg-2.00kg | USD\$70.00 |
| 2.00kg-3.00kg | USD\$80.00 |




Note: The above table is for reference only. There may have some data bias for the uncontrollable factors.
Contact us if you have any questions.

Payment Support



The payment method can be chosen from the methods shown below:
Wire Transfer (T/T, Bank Transfer), Western Union, Credit card,
PayPal.



Your Faithful Supply Chain Partner -

 Efficient Supply Management
 Cost-Saving Procurement
 Fast Sourcing & Delivery

Contact us if you have any questions.

 Phone
+00852 9146 4856
 Email
info@allelco.com

Certifications & Memberships



[View More](#)