





## SI7615DN-T1-GE3

|                          |   |
|--------------------------|---|
| Manufacturer Part Number | <b>SI7615DN-T1-GE3</b>  |
| Manufacturer             | <b>Vishay / Siliconix</b>   |
| Allelco Part Number      | 32D-SI7615DN-T1-GE3   |
| ECAD Model               |  PCB Symbol, Footprint & 3D Mode |
| Parts Description        | MOSFET P-CH 20V 35A PPAK1212-8  |
| Package                  | PowerPAK® 1212-8  |
| Data sheet               | <b>SI7615DN.pdf</b>   |
| RoHs Status              |  ROHS3 Compliant                 |



**Get a Quote**

SI7615DN-T1-GE3 - Vishay Siliconix. New Original in Stock. Download Linear Technology SI7615DN-T1-GE3 datasheet/specifications on AllelcoElec.com.  
Request a quote for SI7615DN-T1-GE3, please send us email: [info@allelco.com](mailto:info@allelco.com)





### Specifications

SI7615DN-T1-GE3 Tech Specifications  
SI7615DN-T1-GE3 - Vishay Siliconix technical specifications, attributes, parameters

| Product Attribute       | Attribute Value      | Product Attribute                      | Attribute Value    |
|-------------------------|----------------------|--|--------------------|
| Manufacturer            | Vishay / Siliconix   | Operating Temperature                  | -55°C ~ 150°C (TJ) |
| Vgs(th) (Max) @ Id      | 1.5V @ 250µA         | Mounting Type                          | Surface Mount      |
| Vgs (Max)               | ±12V                 | Input Capacitance (Ciss) (Max) @ Vds   | 6000 pF @ 10 V     |
| Technology              | MOSFET (Metal Oxide) | Gate Charge (Qg) (Max) @ Vgs           | 183 nC @ 10 V      |
| Supplier Device Package | PowerPAK® 1212-8     | FET Type                               | P-Channel          |
| Series                  | TrenchFET®           | FET Feature                            | -                  |
| Rds On (Max) @ Id, Vgs  | 3.9mOhm @ 20A, 10V   | Drive Voltage (Max Rds On, Min Rds On) | 6V, 10V            |
| Power Dissipation (Max) | 3.7W (Ta), 52W (Tc)  | Drain to Source Voltage (Vdss)         | 20 V               |
| Package / Case          | PowerPAK® 1212-8     | Current - Continuous Drain (Id) @ 25°C | 35A (Tc)           |
| Package                 | Tape & Reel (TR)     | Base Product Number                    | SI7615             |

### Parts with Similar Specifications

The three parts on the right have similar specifications to Vishay Siliconix SI7615DN-T1-GE3

| Product Attribute                      |  NO PICTURE |  |  |  |
|--|--|---|---|---|
| Part Number                            | SI7615DN-T1-GE3  | SI7615CDN-T1-GE3  | SI7620DN-T1-GE3   | SI7613DN-T1-GE3   |
| Manufacturer                           | Vishay Siliconix   | Vishay Siliconix  | Vishay Siliconix  | Vishay Siliconix  |
| Supplier Device Package                | PowerPAK® 1212-8   | PowerPAK® 1212-8  | PowerPAK® 1212-8  | PowerPAK® 1212-8  |
| Drive Voltage (Max Rds On, Min Rds On) | 6V, 10V  | 1.8V, 4.5V  | 10V   | 4.5V, 10V   |
| FET Type                               | P-Channel  | P-Channel   | N-Channel   | P-Channel   |
| Technology                             | MOSFET (Metal Oxide)   | MOSFET (Metal Oxide)  | MOSFET (Metal Oxide)  | MOSFET (Metal Oxide)  |
| Drain to Source Voltage (Vdss)         | 20 V   | 20 V  | 150 V   | 20 V  |
| FET Feature                            | -  | -   | -   | -   |
| Power Dissipation (Max)                | 3.7W (Ta), 52W (Tc)  | 33W (Tc)  | 3.8W (Ta), 5.2W (Tc)  | 3.8W (Ta), 52.1W (Tc)   |
| Mounting Type                          | Surface Mount  | Surface Mount   | Surface Mount   | Surface Mount   |
| Input Capacitance (Ciss) (Max) @ Vds   | 6000 pF @ 10 V   | 3860 pF @ 10 V  | 600 pF @ 75 V   | 2620 pF @ 10 V  |
| Base Product Number                    | SI7615   | SI7615  | SI7620  | SI7613  |
| Series                                 | TrenchFET®   | TrenchFET® Gen III  | TrenchFET®  | TrenchFET®  |
| Vgs(th) (Max) @ Id                     | 1.5V @ 250µA   | 1V @ 250µA  | 4.5V @ 250µA  | 2.2V @ 250µA  |
| Gate Charge (Qg) (Max) @ Vgs           | 183 nC @ 10 V  | 63 nC @ 4.5 V   | 15 nC @ 10 V  | 87 nC @ 10 V  |
| Operating Temperature                  | -55°C ~ 150°C (TJ)   | -55°C ~ 150°C (TJ)  | -55°C ~ 150°C (TJ)  | -50°C ~ 150°C (TJ)  |
| Rds On (Max) @ Id, Vgs                 | 3.9mOhm @ 20A, 10V   | 9mOhm @ 12A, 4.5V   | 126mOhm @ 3.6A, 10V   | 8.7mOhm @ 17A, 10V  |
| Vgs (Max)                              | ±12V   | ±8V   | ±20V  | ±16V  |
| Current - Continuous Drain (Id) @ 25°C | 35A (Tc)   | 35A (Tc)  | 13A (Tc)  | 35A (Tc)  |
| Package                                | Tape & Reel (TR)   | Tape & Reel (TR)  | Tape & Reel (TR)  | Tape & Reel (TR)  |
| Package / Case                         | PowerPAK® 1212-8   | PowerPAK® 1212-8  | PowerPAK® 1212-8  | PowerPAK® 1212-8  |


### SI7615DN-T1-GE3 Datasheet PDF

Download SI7615DN-T1-GE3 pdf datasheets and Vishay Siliconix documentation for SI7615DN-T1-GE3 - Vishay Siliconix.

#### Datasheets


SI7615DN.pdf



















#### PCN Assembly/Origin


New Solder Plating Site 18/Apr/2023.pdf

#### PCN Design/Specification

## Customers Also Interested in

### Recommended Products

|  |  |  |  |   |  |
|--|--|--|--|---|--|
| <br><b>SI7615CDN-T1-GE3</b><br>Vishay Siliconix<br>MOSFET P-CH 20V 35A PPAK1212-8 | <br><b>SI7620DN-T1-GE3</b><br>Vishay Siliconix<br>MOSFET N-CH 150V 13A PPAK1212-8 | <br><b>SI7615DN-T1-GE3 MOS</b><br>Electro-Films (EFI) / Vishay                    | <br><b>Si7613DN-T1-GE3 MOS</b><br>Electro-Films (EFI) / Vishay                   | <br><b>SI7613DN-T1-GE3</b><br>Vishay Siliconix<br>MOSFET P-CH 20V 35A PPAK1212-8 | <br><b>SI7615ADN-T1-GE3</b><br>Vishay Siliconix<br>MOSFET P-CH 20V 35A PPAK1212-8 |
| <br><b>Si7619DN-T1-GE3 MOS</b><br>Electro-Films (EFI) / Vishay                    | <br><b>SI7615BDNT-T1-GE3</b><br>Electro-Films (EFI) / Vishay                      | <br><b>SI7611DN-T1-E3</b><br>Electro-Films (EFI) / Vishay                         | <br><b>Si7617DN-T1-E3</b><br>Electro-Films (EFI) / Vishay                        | <br><b>SI7611DN-T1-GE3</b><br>Vishay Siliconix<br>MOSFET P-CH 40V 18A PPAK1212-8 | <br><b>SI7615DN-T1-E3</b><br>Electro-Films (EFI) / Vishay                         |
| <br><b>SI7621DN</b><br>Electro-Films (EFI) / Vishay                              | <br><b>SI7619DN-T1-GE3</b><br>Vishay Siliconix<br>MOSFET P-CH 30V 24A PPAK1212-8 | <br><b>SI7617DN-T1-GE3</b><br>Vishay Siliconix<br>MOSFET P-CH 30V 35A PPAK1212-8 | <br><b>SI7621DN-T1-GE3</b><br>Vishay Siliconix<br>MOSFET P-CH 20V 4A PPAK1212-8 | <br><b>SI7615ADN-T1-GE3 MOS</b><br>Electro-Films (EFI) / Vishay                 | <br><b>SI7615DN</b><br>SI   |

## Shipment

### Delivery Time

In-stock items can be shipped within 24 hours. Some parts will be arranged for delivery within 1-2 days from the date all items arrive at our warehouse. And Allelco ships order once a day at about 17:00, except Sunday. Once the goods are shipped, the estimated delivery time depends on the shipping methods and Delivery destination. The table below shows are the logistic time for some common countries.

### Delivery Cost

- > Use your express account for shipment if you have one.
- > Use our account for the shipment. Refer to the table below for the approximate charges.

(Different time frame / countries / package size has different price.)

### Delivery Method

- > Global Common Shipment by DHL / UPS / FedEx / TNT / EMS / SF we support.
- > Others more shipping ways, please get in touch with your customer manager.

| Common Countries Logistic Time Reference |                |                    |
|--|----------------|--------------------|
| Region                                   | Country        | Logistic Time(Day) |
| America                                  | United States  | 5                  |
|  | Brazil         | 7                  |
| Europe                                   | Germany        | 5                  |
|  | United Kingdom | 4                  |
|  | Italy          | 5                  |
| Oceania                                  | Australia      | 6                  |
|  | New Zealand    | 7                  |
| Asia                                     | India          | 6                  |
|  | Japan          | 7                  |
| Middle East                              | Israel         | 6                  |

| DHL & FedEx Shipment Charges Reference |                      |
|--|----------------------|
| Shipment charges(KG)                   | Reference DHL(USD\$) |
| 0.00kg-1.00kg                          | USD\$60.00           |
| 1.00kg-2.00kg                          | USD\$70.00           |
| 2.00kg-3.00kg                          | USD\$80.00           |




**Note:** The above table is for reference only. There may have some data bias for the uncontrollable factors.  
Contact us if you have any questions.

### Payment Support



The payment method can be chosen from the methods shown below:  
Wire Transfer (T/T, Bank Transfer), Western Union, Credit card, PayPal.



### Your Faithful Supply Chain Partner -

-  Efficient Supply Management
-  Cost-Saving Procurement
-  Fast Sourcing & Delivery

Contact us if you have any questions.

-  Phone  
+00852 9146 4856
-  Email  
info@allelco.com

### Certifications & Memberships



[View More](#)

### Contact us

Address: Flat/Rm C 13/F Harvard Commercial Building 105-111 Thomson Road, Wan Chai, Hong Kong  
Phone: +00852 9146 4856  
Fax: +00852 3010 8510  
Email: info@Allelco.com