



Image may be representation.
See specifications for product details.



STCS2SPR

Manufacturer Part Number	STCS2SPR
Manufacturer	STMicroelectronics
Allelco Part Number	32D-STCS2SPR
ECAD Model	PCB Symbol, Footprint & 3D Model
Parts Description	IC LED DRVR LIN PWM 2A 10POWERSO
Package	PowerSO-10 Exposed Bottom Pad
Data sheet	STCS2.pdf
RoHs Status	ROHS3 Compliant

Get a Quote

STCS2SPR - STMicroelectronics.New Original in Stock. Download Linear Technology STCS2SPR datasheet/specifications on AllelcoElec.com.
Request a quote for STCS2SPR, please send us email: info@allelco.com

Specifications

STCS2SPR Tech Specifications

STCS2SPR - STMicroelectronics technical specifications, attributes, parameters

Product Attribute	Attribute Value	Product Attribute	Attribute Value
Manufacturer	STMicroelectronics	Operating Temperature	-40°C ~ 150°C (TJ)
Voltage - Supply (Min)	4.5V	Number of Outputs	1
Voltage - Supply (Max)	40V	Mounting Type	Surface Mount
Voltage - Output	-	Internal Switch(s)	Yes
Type	Linear	Frequency	-
Topology	-	Dimming	PWM
Supplier Device Package	10-PowerSO	Current - Output / Channel	2A
Series	-	Base Product Number	STCS2
Package / Case	PowerSO-10 Exposed Bottom Pad	Applications	-
Package	Tape & Reel (TR)		

Parts with Similar Specifications

The three parts on the right have similar specifications to STMicroelectronics STCS2SPR

Product Attribute				
Part Number	STCS2SPR	STCS2ASPR	STCS1APUR	STCF03PNR
Manufacturer	STMicroelectronics	STMicroelectronics	STMicroelectronics	STMicroelectronics
Type	Linear	Linear	Linear	DC DC Regulator
Package	Tape & Reel (TR)	Tape & Reel (TR)	Tape & Reel (TR)	Tape & Reel (TR)
Current - Output / Channel	2A	2A	1.5A	800mA (Flash)
Topology	-	-	-	Step-Down (Buck), Step-Up (Boost)
Mounting Type	Surface Mount	Surface Mount	Surface Mount	Surface Mount
Base Product Number	STCS2	STCS2	STCS1	STCF03
Dimming	PWM	PWM	PWM	I ² C
Frequency	-	-	-	1.8MHz
Voltage - Supply (Max)	40V	40V	40V	5.5V
Supplier Device Package	10-PowerSO	10-PowerSO	8-DFN (3x3)	20-QFN (4x4)
Voltage - Output	-	-	-	2.5V ~ 5.3V
Applications	-	-	-	Camera Flash
Internal Switch(s)	Yes	Yes	Yes	Yes
Number of Outputs	1	1	1	1
Series	-	-	-	-
Voltage - Supply (Min)	4.5V	4.5V	4.5V	2.7V
Package / Case	PowerSO-10 Exposed Bottom Pad	PowerSO-10 Exposed Bottom Pad	8-VDFN Exposed Pad	20-VFQFN Exposed Pad
Operating Temperature	-40°C ~ 150°C (TJ)	-40°C ~ 125°C (TJ)	-40°C ~ 150°C (TJ)	-40°C ~ 85°C (TA)

STCS2SPR Datasheet PDF

Download STCS2SPR pdf datasheets and STMicroelectronics documentation for STCS2SPR - STMicroelectronics.

PCN Packaging





Material Barrier Bag 17/Dec/2020.pdf

HTML Datasheet

STCS2.pdf

Customers Also Interested in

Recommended Products

**STCS2ASPR**STMicroelectronics
IC LED DRVR LIN PWM 2A
10POWERSO**STCS1APUR**STMicroelectronics
IC LED DRVR LINEAR PWM 1.5A
8DFN**STCF03PNR**STMicroelectronics
IC LED DRV RGLTR I2C 800MA
20QFN**STCD1020RDG6F**STMicroelectronics
IC CLK BUFFER 1:2 52MHZ 8TDFN**STCF02PNR**STMicroelectronics
IC LED DRIVER RGLTR 600MA
20QFN**STCF01PMR**STMicroelectronics
IC LED DRIVER RGLTR 300MA
10DFN**STCS05DR**STMicroelectronics
IC LED DRVR LIN PWM 500MA 8SOIC**STCF03TBR**STMicroelectronics
IC LED DRVR RGLTR I2C 25TFBGA**STCN75M2F**STMicroelectronics
SENSOR DIGITAL -55C-125C 8SO**STCMB1TR**STMicroelectronics
IC PFC CTL TRANSITION 500KZ
20SO**STCF06TBR**STMicroelectronics
IC LED DRV RGLTR I2C 25TFBGA**STCN75DS2F**STMicroelectronics
SENSOR DIGITAL -55C-125C 8MSOP**STCS1PUR**STMicroelectronics
IC LED DRVR LINEAR PWM 1.5A
8DFN**STCD1040RDM6F**STMicroelectronics
IC CLK BUFFER 1:4 52MHZ 12TDFN**STCS05ADR**STMicroelectronics
IC LED DRVR LIN PWM 500MA 8SOIC**STCF07PNR**STMicroelectronics
IC LED DRIVER RGLTR 1A 16QFN**STCD2400F35F**STMicroelectronics
IC CLK BUF 1:4 52MHZ 16FLIPCHIP**STCS1PHR**STMicroelectronics
IC LED DRV LIN PWM POWERSO-8

Shipment

Delivery Time

In-stock items can be shipped within 24 hours. Some parts will be arranged for delivery within 1-2 days from the date all items arrive at our warehouse. And Allelco ships order once a day at about 17:00, except Sunday. Once the goods are shipped, the estimated delivery time depends on the shipping methods and Delivery destination. The table below shows are the logistic time for some common countries.

Delivery Cost

> Use your express account for shipment if you have one.

> Use our account for the shipment. Refer to the table below for the approximate charges.

(Different time frame / countries / package size has different price.)

Delivery Method

> Global Common Shipment by DHL / UPS / FedEx / TNT / EMS / SF we support.

> Others more shipping ways, please get in touch with your customer manager.

Common Countries Logistic Time Reference

Region	Country	Logistic Time(Day)
America	United States	5
	Brazil	7
Europe	Germany	5
	United Kingdom	4
	Italy	5
Oceania	Australia	6
	New Zealand	7
Asia	India	6
	Japan	7
Middle East	Israel	6

DHL & FedEx Shipment Charges Reference

Shipment charges(KG)	Reference DHL(USD\$)
0.00kg-1.00kg	USD\$60.00
1.00kg-2.00kg	USD\$70.00
2.00kg-3.00kg	USD\$80.00

Note: The above table is for reference only. There may have some data bias for the uncontrollable factors.

Contact us if you have any questions.

Payment Support

The payment method can be chosen from the methods shown below:

Wire Transfer (T/T, Bank Transfer), Western Union, Credit card, PayPal.



Your Faithful Supply Chain Partner -



Efficient Supply Management



Cost-Saving Procurement



Fast Sourcing & Delivery

Contact us if you have any questions.



Phone

+00852 9146 4856



Email

info@allelco.com

Certifications & Memberships



[View More](#)