

Image may be representation.
See specifications for product details.



NGTB15N60S1EG

| | |
|--------------------------|----------------------------------|
| Manufacturer Part Number | NGTB15N60S1EG |
| Manufacturer | onsemi |
| Allelco Part Number | 32D-NGTB15N60S1EG |
| ECAD Model | PCB Symbol, Footprint & 3D Model |
| Parts Description | IGBT 600V 30A 117W TO220-3 |
| Package | TO-220-3 |
| Data sheet | NGTB15N60S1EG.pdf |
| RoHs Status | ROHS3 Compliant |

Get a Quote

NGTB15N60S1EG - onsemi.New Original in Stock. Download Linear Technology NGTB15N60S1EG datasheet/specifications on AllelcoElec.com.
Request a quote for NGTB15N60S1EG, please send us email: info@allelco.com

Specifications

NGTB15N60S1EG Tech Specifications

NGTB15N60S1EG - onsemi technical specifications, attributes, parameters

| Product Attribute | Attribute Value | Product Attribute | Attribute Value |
|---|-------------------------|----------------------------------|--------------------|
| Manufacturer | onsemi | Package / Case | TO-220-3 |
| Voltage - Collector Emitter Breakdown (Max) | 600 V | Package | Tube |
| Vce(on) (Max) @ Vge, Ic | 1.7V @ 15V, 15A | Operating Temperature | -55°C ~ 150°C (TJ) |
| Test Condition | 400V, 15A, 220ohm, 15V | Mounting Type | Through Hole |
| Td (on/off) @ 25°C | 65ns/170ns | Input Type | Standard |
| Switching Energy | 550µJ (on), 350µJ (off) | IGBT Type | NPT |
| Supplier Device Package | TO-220AB | Gate Charge | 88 nC |
| Series | - | Current - Collector Pulsed (Icm) | 120 A |
| Reverse Recovery Time (trr) | 270 ns | Current - Collector (Ic) (Max) | 30 A |
| Power - Max | 117 W | Base Product Number | NGTB15 |

Parts with Similar Specifications

The three parts on the right have similar specifications to onsemi NGTB15N60S1EG

| Product Attribute | | | | |
|---|-------------------------|------------------------|------------------------|------------------------|
| Part Number | NGTB15N60S1EG | NGTB20N135IHRWG | NGTB15N120IHRWG | NGTB20N120IHRWG |
| Manufacturer | onsemi | onsemi | onsemi | onsemi |
| Current - Collector (Ic) (Max) | 30 A | 40 A | 30 A | 40 A |
| Reverse Recovery Time (trr) | 270 ns | - | - | - |
| Power - Max | 117 W | 394 W | 333 W | 384 W |
| Package / Case | TO-220-3 | TO-247-3 | TO-247-3 | TO-247-3 |
| Mounting Type | Through Hole | Through Hole | Through Hole | Through Hole |
| Base Product Number | NGTB15 | NGTB20 | NGTB15 | NGTB20 |
| Current - Collector Pulsed (Icm) | 120 A | 120 A | 60 A | 120 A |
| Td (on/off) @ 25°C | 65ns/170ns | -/245ns | -/170ns | -/235ns |
| Supplier Device Package | TO-220AB | TO-247 | TO-247-3 | TO-247 |
| Operating Temperature | -55°C ~ 150°C (TJ) | -40°C ~ 175°C (TJ) | -40°C ~ 175°C (TJ) | -40°C ~ 175°C (TJ) |
| Voltage - Collector Emitter Breakdown (Max) | 600 V | 1350 V | 1200 V | 1200 V |
| Test Condition | 400V, 15A, 220ohm, 15V | 600V, 20A, 100ohm, 15V | 600V, 15A, 100ohm, 15V | 600V, 20A, 100ohm, 15V |
| Gate Charge | 88 nC | 234 nC | 160 nC | 225 nC |
| Input Type | Standard | Standard | Standard | Standard |
| IGBT Type | NPT | Trench Field Stop | Trench Field Stop | Trench Field Stop |
| Package | Tube | Tube | Tube | Tube |
| Vce(on) (Max) @ Vge, Ic | 1.7V @ 15V, 15A | 2.65V @ 15V, 20A | 2.5V @ 15V, 15A | 2.45V @ 15V, 20A |
| Switching Energy | 550µJ (on), 350µJ (off) | 600µJ (off) | 340µJ (off) | 450µJ (off) |
| Series | - | - | - | - |

NGTB15N60S1EG Datasheet PDF

Download NGTB15N60S1EG pdf datasheets and onsemi documentation for NGTB15N60S1EG - onsemi.

Datasheets

[NGTB15N60S1EG.pdf](#)

Environmental Information

[onsemi RoHS.pdf](#)

PCN Design/Specification

[PCN Design/Specification](#)

PCN Obsolescence/ EOL



















Mult Dev EOL 8/Apr/2021.pdf

PCN Assembly/Origin

Wafer Fab Change 29/Sep/2022.pdf

Customers Also Interested in

Recommended Products

| | | | | | |
|---|---|---|---|--|---|
|  NGTB20N135IHRWG onsemi IGBT TRENCH/FS 1350V 40A TO247 |  NGTB15N120IHRWG onsemi IGBT TRENCH/FS 1200V 30A TO247 |  NGTB20N120IHRWG onsemi IGBT TRENCH/FS 1200V 40A TO247 |  NGTB15N120LWG onsemi IGBT 1200V 30A 156W TO247-3 |  NGTB20N120IH AMI Semiconductor/onsemi |  NGTB15N60R2FG onsemi IGBT 600V 24A TO220F-3FS |
|  NGTB15N135IHRWG onsemi IGBT TRENCH/FS 1350V 30A TO247 |  NGTB20N120IHR AMI Semiconductor/onsemi |  NGTB20N120IHWG onsemi IGBT 20A 1200V TO-247 |  NGTB20N120IHL AMI Semiconductor/onsemi |  NGTB20N120IHLWG onsemi IGBT 1200V 40A 192W TO247-3 |  NGTB20N60L2TF1G onsemi IGBT 600V 20A TO3PF |
|  NGTB15N120IHLWG onsemi IGBT 1200V 30A 156W TO247-3 |  NGTB15N120IHL AMI Semiconductor/onsemi |  NGTB15N60C3 AMI Semiconductor/onsemi |  NGTB15N120H AMI Semiconductor/onsemi |  NGTB15N120IH AMI Semiconductor/onsemi |  NGTB15N60 AMI Semiconductor/onsemi |



Shipment

Delivery Time

In-stock items can be shipped within 24 hours. Some parts will be arranged for delivery within 1-2 days from the date all items arrive at our warehouse. And Allelco ships order once a day at about 17:00, except Sunday. Once the goods are shipped, the estimated delivery time depends on the shipping methods and Delivery destination. The table below shows are the logistic time for some common countries.

Delivery Cost

- > Use your express account for shipment if you have one.
 - > Use our account for the shipment. Refer to the table below for the approximate charges.
- (Different time frame / countries / package size has different price.)

Delivery Method

- > Global Common Shipment by DHL / UPS / FedEx / TNT / EMS / SF we support.
- > Others more shipping ways, please get in touch with your customer manager.

| Common Countries Logistic Time Reference | | |
|--|----------------|--------------------|
| Region | Country | Logistic Time(Day) |
| America | United States | 5 |
| | Brazil | 7 |
| Europe | Germany | 5 |
| | United Kingdom | 4 |
| | Italy | 5 |
| Oceania | Australia | 6 |
| | New Zealand | 7 |
| Asia | India | 6 |
| | Japan | 7 |
| Middle East | Israel | 6 |

| DHL & FedEx Shipment Charges Reference | |
|--|----------------------|
| Shipment charges(KG) | Reference DHL(USD\$) |
| 0.00kg-1.00kg | USD\$60.00 |
| 1.00kg-2.00kg | USD\$70.00 |
| 2.00kg-3.00kg | USD\$80.00 |




Note: The above table is for reference only. There may have some data bias for the uncontrollable factors. Contact us if you have any questions.

Payment Support



The payment method can be chosen from the methods shown below:
Wire Transfer (T/T, Bank Transfer), Western Union, Credit card, PayPal.



Your Faithful Supply Chain Partner -

| | | |
|--|--|---|
|  Efficient Supply Management |  Cost-Saving Procurement |  Fast Sourcing & Delivery |
|--|--|---|

Contact us if you have any questions.

| | |
|--|--|
|  Phone +00852 9146 4856 |  Email info@allelco.com |
|--|--|

Certifications & Memberships



View More

Contact us

Address: Flat/Rm C 13/F Harvard Commercial Building 105-111 Thomson Road, Wan Chai, Hong Kong
Phone: +00852 9146 4856
Fax: +00852 3010 8510
Email: info@Allelco.com

