



Image may be representation.  
See specifications for product details.



## T435-700B-TR

Manufacturer Part Number	<b>T435-700B-TR</b>
Manufacturer	<b>STMicroelectronics</b>
Allelco Part Number	32D-T435-700B-TR
ECAD Model	PCB Footprint and Symbol
Parts Description	TRIAC ALTERNISTOR 700V 4A DPAK
Package	TO-252-3, DPak (2 Leads + Tab), SC-63
Data sheet	<b>T4 Series Datasheet.pdf</b>
RoHs Status	<b>ROHS3 Compliant</b>

**Get a Quote**

T435-700B-TR - STMicroelectronics.New Original in Stock. Download Linear Technology T435-700B-TR datasheet/specifications on AllelcoElec.com.  
Request a quote for T435-700B-TR, please send us email: [info@allelco.com](mailto:info@allelco.com)

### Specifications

T435-700B-TR Tech Specifications

T435-700B-TR - STMicroelectronics technical specifications, attributes, parameters

Product Attribute	Attribute Value	Product Attribute	Attribute Value
Manufacturer	STMicroelectronics	Operating Temperature	-40°C ~ 125°C (TJ)
Voltage - Off State	700 V	Mounting Type	Surface Mount
Voltage - Gate Trigger (Vgt) (Max)	1.3 V	Current - On State (It (RMS)) (Max)	4 A
Triac Type	Alternistor - Snubberless	Current - Non Rep. Surge 50, 60Hz (I <sub>tsm</sub> )	30A, 31A
Supplier Device Package	DPAK	Current - Hold (I <sub>h</sub> ) (Max)	35 mA
Series	Snubberless™	Current - Gate Trigger (I <sub>gt</sub> ) (Max)	35 mA
Package / Case	TO-252-3, DPak (2 Leads + Tab), SC-63	Configuration	Single
Package	Tape & Reel (TR)	Base Product Number	T435

### Parts with Similar Specifications

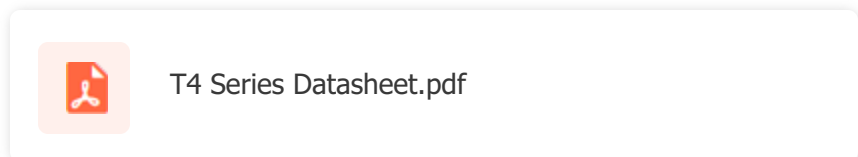
The three parts on the right have similar specifications to STMicroelectronics T435-700B-TR

Product Attribute				
Part Number	T435-700B-TR	T435-800T	T435-800W	T435-600B-TR
Manufacturer	STMicroelectronics	STMicroelectronics	STMicroelectronics	STMicroelectronics
Mounting Type	Surface Mount	Through Hole	Through Hole	Surface Mount
Current - Hold (I <sub>h</sub> ) (Max)	35 mA	35 mA	35 mA	35 mA
Current - Non Rep. Surge 50, 60Hz (I <sub>tsm</sub> )	30A, 31A	30A, 31A	30A, 31A	30A, 31A
Package / Case	TO-252-3, DPak (2 Leads + Tab), SC-63	TO-220-3	ISOWATT220AB-3	TO-252-3, DPak (2 Leads + Tab), SC-63
Voltage - Gate Trigger (Vgt) (Max)	1.3 V	1.3 V	1.3 V	1.3 V
Triac Type	Alternistor - Snubberless	Alternistor - Snubberless	Alternistor - Snubberless	Alternistor - Snubberless
Current - Gate Trigger (I <sub>gt</sub> ) (Max)	35 mA	35 mA	35 mA	35 mA
Supplier Device Package	DPAK	TO-220	ISOWATT220AB	DPAK
Series	Snubberless™	Snubberless™	Snubberless™	Snubberless™
Operating Temperature	-40°C ~ 125°C (TJ)	-40°C ~ 125°C (TJ)	-40°C ~ 125°C (TJ)	-40°C ~ 125°C (TJ)
Voltage - Off State	700 V	800 V	800 V	600 V
Current - On State (I <sub>t</sub> (RMS)) (Max)	4 A	4 A	4 A	4 A
Configuration	Single	Single	Single	Single
Package	Tape & Reel (TR)	Tube	Tube	Tape & Reel (TR)
Base Product Number	T435	T435	T435	T435

### T435-700B-TR Datasheet PDF

Download T435-700B-TR pdf datasheets and STMicroelectronics documentation for T435-700B-TR - STMicroelectronics.

#### HTML Datasheet



### Customers Also Interested in

#### Recommended Products



**T435-800BTR**  
STMicroelectronics



**T431S1200T2C**  
INFNIENON  
IGBT Module



**T435-400D**  
STMicroelectronics



**T435-800B**  
STMicroelectronics



**T435-600B MOS**  
STMicroelectronics



**T435-800T**  
STMicroelectronics  
TRIAC ALTERNISTOR 800V TO220AB

**T435-800W**STMicroelectronics  
TRIAC ALTERNISTOR 800V ISOWATT**T431S12T2L**INFIENON  
IGBT Module**T435-700B**

STMicroelectronics

**T435-600B-TR**STMicroelectronics  
TRIAC ALTERNISTOR 600V 4A DPAK**T435-800H**STMicroelectronics  
TRIAC ALTERNISTOR 800V 4A IPAK**T431S12T2C**INFIENON  
IGBT Module**T435-800B-TR**STMicroelectronics  
TRIAC ALTERNISTOR 800V 4A DPAK**T435-600W**STMicroelectronics  
TRIAC ALTERNISTOR 600V ISOWATT**T435-600B**STMicroelectronics  
TRIAC ALTERNISTOR 600V 4A DPAK**T436416D-6SG**

TMTECH

**T435-600T**STMicroelectronics  
TRIAC ALTERNISTOR 600V TO220AB**T435T-600FP**STMicroelectronics  
TRIAC ALTERNISTOR 600V 4A TO220

## Shipment

### Delivery Time

In-stock items can be shipped within 24 hours. Some parts will be arranged for delivery within 1-2 days from the date all items arrive at our warehouse. And Allelco ships order once a day at about 17:00, except Sunday. Once the goods are shipped, the estimated delivery time depends on the shipping methods and Delivery destination. The table below shows are the logistic time for some common countries.

### Delivery Cost

> Use your express account for shipment if you have one.

> Use our account for the shipment. Refer to the table below for the approximate charges.

(Different time frame / countries / package size has different price.)

### Delivery Method

> Global Common Shipment by DHL / UPS / FedEx / TNT / EMS / SF we support.

> Others more shipping ways, please get in touch with your customer manager.

**Common Countries Logistic Time Reference**

Region	Country	Logistic Time(Day)
America	United States	5
	Brazil	7
Europe	Germany	5
	United Kingdom	4
	Italy	5
Oceania	Australia	6
	New Zealand	7
Asia	India	6
	Japan	7
Middle East	Israel	6

**DHL & FedEx Shipment Charges Reference**

Shipment charges(KG)	Reference DHL(USD\$)
0.00kg-1.00kg	USD\$60.00
1.00kg-2.00kg	USD\$70.00
2.00kg-3.00kg	USD\$80.00




Note: The above table is for reference only. There may have some data bias for the uncontrollable factors.  
Contact us if you have any questions.

## Payment Support


The payment method can be chosen from the methods shown below:  
Wire Transfer (T/T, Bank Transfer), Western Union, Credit card,  
PayPal.



## Your Faithful Supply Chain Partner -

 Efficient Supply Management  
 Cost-Saving Procurement  
 Fast Sourcing & Delivery

Contact us if you have any questions.

 Phone  
 +00852 9146 4856  
 Email  
 info@allelco.com

## Certifications & Memberships



[View More](#)



### Contact us

Address: Flat/Rm C 13/F Harvard Commercial Building 105-111 Thomson Road, Wan Chai, Hong Kong

Phone: +00852 9146 4856

Fax: +00852 3010 8510

Email: info@Allelco.com

Copyright © 2012-2023 AllelcoElec.com. All rights reserved.