



## SIS606BDN-T1-GE3

Manufacturer Part Number	<b>SIS606BDN-T1-GE3</b>
Manufacturer	<b>Vishay / Siliconix</b>
Allelco Part Number	32D-SIS606BDN-T1-GE3
ECAD Model	Request Free CAD Models
Parts Description	MOSFET N-CH 100V 9.4A/35.3A PPAK
Package	PowerPAK® 1212-8
Data sheet	<b>SIS606BDN.pdf</b>
RoHs Status	ROHS3 Compliant



**Get a Quote**

SIS606BDN-T1-GE3 - Vishay Siliconix. New Original in Stock. Download Linear Technology SIS606BDN-T1-GE3 datasheet/specifications on AllelcoElec.com.  
Request a quote for SIS606BDN-T1-GE3, please send us email: [info@allelco.com](mailto:info@allelco.com)

### Specifications

SIS606BDN-T1-GE3 Tech Specifications  
SIS606BDN-T1-GE3 - Vishay Siliconix technical specifications, attributes, parameters

Product Attribute	Attribute Value	Product Attribute	Attribute Value
Manufacturer	Vishay / Siliconix	Operating Temperature	-55°C ~ 150°C (TJ)
Vgs(th) (Max) @ Id	4V @ 250µA	Mounting Type	Surface Mount
Vgs (Max)	±20V	Input Capacitance (Ciss) (Max) @ Vds	1470 pF @ 50 V
Technology	MOSFET (Metal Oxide)	Gate Charge (Qg) (Max) @ Vgs	30 nC @ 10 V
Supplier Device Package	PowerPAK® 1212-8	FET Type	N-Channel
Series	TrenchFET® Gen IV	FET Feature	-
Rds On (Max) @ Id, Vgs	17.4mOhm @ 10A, 10V	Drive Voltage (Max Rds On, Min Rds On)	7.5V, 10V
Power Dissipation (Max)	3.7W (Ta), 52W (Tc)	Drain to Source Voltage (Vdss)	100 V
Package / Case	PowerPAK® 1212-8	Current - Continuous Drain (Id) @ 25°C	9.4A (Ta), 35.3A (Tc)
Package	Tape & Reel (TR)	Base Product Number	SIS606

### Parts with Similar Specifications

The three parts on the right have similar specifications to Vishay Siliconix SIS606BDN-T1-GE3

Product Attribute	NO PICTURE			NO PICTURE
Part Number	SIS606BDN-T1-GE3	SIS626DN-T1-GE3	SIS612EDNT-T1-GE3	SIS5596
Manufacturer	Vishay Siliconix	Vishay Siliconix	Vishay Siliconix	SIS
Input Capacitance (Ciss) (Max) @ Vds	1470 pF @ 50 V	1925 pF @ 15 V	2060 pF @ 10 V	-
Vgs(th) (Max) @ Id	4V @ 250µA	1.4V @ 250µA	1.2V @ 1mA	-
Series	TrenchFET® Gen IV	-	TrenchFET®	-
FET Feature	-	-	-	-
Base Product Number	SIS606	SIS626	SIS612	-
Package	Tape & Reel (TR)	Tape & Reel (TR)	Tape & Reel (TR)	-
FET Type	N-Channel	N-Channel	N-Channel	-
Operating Temperature	-55°C ~ 150°C (TJ)	-55°C ~ 150°C (TJ)	-55°C ~ 150°C (TJ)	-
Package / Case	PowerPAK® 1212-8	PowerPAK® 1212-8	PowerPAK® 1212-8S	-
Power Dissipation (Max)	3.7W (Ta), 52W (Tc)	52W (Tc)	3.7W (Ta), 52W (Tc)	-
Supplier Device Package	PowerPAK® 1212-8	PowerPAK® 1212-8	PowerPAK® 1212-8S	-
Drive Voltage (Max Rds On, Min Rds On)	7.5V, 10V	2.5V, 10V	2.5V, 4.5V	-
Current - Continuous Drain (Id) @ 25°C	9.4A (Ta), 35.3A (Tc)	16A (Tc)	50A (Tc)	-
Technology	MOSFET (Metal Oxide)	MOSFET (Metal Oxide)	MOSFET (Metal Oxide)	-
Drain to Source Voltage (Vdss)	100 V	25 V	20 V	-
Gate Charge (Qg) (Max) @ Vgs	30 nC @ 10 V	60 nC @ 10 V	70 nC @ 10 V	-
Rds On (Max) @ Id, Vgs	17.4mOhm @ 10A, 10V	9mOhm @ 10A, 10V	3.9mOhm @ 14A, 4.5V	-
Vgs (Max)	±20V	±12V	±12V	-
Mounting Type	Surface Mount	Surface Mount	Surface Mount	-

### SIS606BDN-T1-GE3 Datasheet PDF

Download SIS606BDN-T1-GE3 pdf datasheets and Vishay Siliconix documentation for SIS606BDN-T1-GE3 - Vishay Siliconix.

#### Datasheets

SIS606BDN.pdf



















#### PCN Assembly/Origin

New Solder Plating Site 18/Apr/2023.pdf

#### PCN Design/Specification

## Customers Also Interested in

### Recommended Products

					
<b>SIS626DN-T1-GE3</b> Vishay Siliconix MOSFET N-CH 25V 16A PPAK1212-8	<b>SIS5596</b> SIS	<b>SIS630ET</b> SIS	<b>SIS5571</b> SIS	<b>SIS5512</b> SIS	<b>SIS612EDNT-T1-GE3</b> Vishay Siliconix MOSFET N-CH 20V 50A PPAK1212-8S
					
<b>SIS5598</b> SIS	<b>SIS6116-10</b> SIS	<b>SIS6326DVD</b> SIS	<b>SIS552</b> SIS	<b>SIS5511</b> SIS	<b>SIS5595</b> SIS
					
<b>SIS5595B2CF</b> SIS	<b>SIS5513</b> SIS	<b>SIS6215</b> SIS	<b>SIS60020F00A1</b> Epson	<b>SIS620</b> SIS	<b>SIS6326AGP</b> SIS

## Shipment

### Delivery Time

In-stock items can be shipped within 24 hours. Some parts will be arranged for delivery within 1-2 days from the date all items arrive at our warehouse. And Allelco ships order once a day at about 17:00, except Sunday. Once the goods are shipped, the estimated delivery time depends on the shipping methods and Delivery destination. The table below shows are the logistic time for some common countries.

### Delivery Cost

- > Use your express account for shipment if you have one.
  - > Use our account for the shipment. Refer to the table below for the approximate charges.
- (Different time frame / countries / package size has different price.)

### Delivery Method

- > Global Common Shipment by DHL / UPS / FedEx / TNT / EMS / SF we support.
- > Others more shipping ways, please get in touch with your customer manager.

Common Countries Logistic Time Reference		
Region	Country	Logistic Time(Day)
America	United States	5
	Brazil	7
Europe	Germany	5
	United Kingdom	4
	Italy	5
Oceania	Australia	6
	New Zealand	7
Asia	India	6
	Japan	7
Middle East	Israel	6

DHL & FedEx Shipment Charges Reference	
Shipment charges(KG)	Reference DHL(USD\$)
0.00kg-1.00kg	USD\$60.00
1.00kg-2.00kg	USD\$70.00
2.00kg-3.00kg	USD\$80.00




Note: The above table is for reference only. There may have some data bias for the uncontrollable factors.  
Contact us if you have any questions.

### Payment Support

The payment method can be chosen from the methods shown below:  
Wire Transfer (T/T, Bank Transfer), Western Union, Credit card, PayPal.



### Your Faithful Supply Chain Partner -

-  Efficient Supply Management
-  Cost-Saving Procurement
-  Fast Sourcing & Delivery

Contact us if you have any questions.

-  Phone  
+00852 9146 4856
-  Email  
info@allelco.com

### Certifications & Memberships



View More