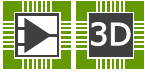





SIR424DP-T1-GE3

Manufacturer Part Number	SIR424DP-T1-GE3
Manufacturer	Vishay / Siliconix
Allelco Part Number	32D-SIR424DP-T1-GE3
ECAD Model	 PCB Symbol, Footprint & 3D Mode
Parts Description	MOSFET N-CH 20V 30A PPAK SO-8
Package	PowerPAK® SO-8
Data sheet	SIR424DP.pdf
RoHs Status	 ROHS3 Compliant



Get a Quote

SIR424DP-T1-GE3 - Vishay Siliconix. New Original in Stock. Download Linear Technology SIR424DP-T1-GE3 datasheet/specifications on AllelcoElec.com.
Request a quote for SIR424DP-T1-GE3, please send us email: info@allelco.com





Specifications

SIR424DP-T1-GE3 Tech Specifications
SIR424DP-T1-GE3 - Vishay Siliconix technical specifications, attributes, parameters

Product Attribute	Attribute Value	Product Attribute	Attribute Value
Manufacturer	Vishay / Siliconix	Operating Temperature	-55°C ~ 150°C (TJ)
Vgs(th) (Max) @ Id	2.5V @ 250µA	Mounting Type	Surface Mount
Vgs (Max)	±20V	Input Capacitance (Ciss) (Max) @ Vds	1250 pF @ 10 V
Technology	MOSFET (Metal Oxide)	Gate Charge (Qg) (Max) @ Vgs	35 nC @ 10 V
Supplier Device Package	PowerPAK® SO-8	FET Type	N-Channel
Series	TrenchFET®	FET Feature	-
Rds On (Max) @ Id, Vgs	5.5mOhm @ 20A, 10V	Drive Voltage (Max Rds On, Min Rds On)	4.5V, 10V
Power Dissipation (Max)	4.8W (Ta), 41.7W (Tc)	Drain to Source Voltage (Vdss)	20 V
Package / Case	PowerPAK® SO-8	Current - Continuous Drain (Id) @ 25°C	30A (Tc)
Package	Tape & Reel (TR)	Base Product Number	SIR424

Parts with Similar Specifications

The three parts on the right have similar specifications to Vishay Siliconix SIR424DP-T1-GE3

Product Attribute	 NO PICTURE			
Part Number	SIR424DP-T1-GE3	SIR432DP-T1-GE3	SIR418DP-T1-GE3	SIR422DP-T1-GE3
Manufacturer	Vishay Siliconix	Vishay Siliconix	Vishay Siliconix	Vishay Siliconix
FET Type	N-Channel	N-Channel	N-Channel	N-Channel
Mounting Type	Surface Mount	Surface Mount	Surface Mount	Surface Mount
Vgs(th) (Max) @ Id	2.5V @ 250µA	4V @ 250µA	2.4V @ 250µA	2.5V @ 250µA
Input Capacitance (Ciss) (Max) @ Vds	1250 pF @ 10 V	1170 pF @ 50 V	2410 pF @ 20 V	1785 pF @ 20 V
Rds On (Max) @ Id, Vgs	5.5mOhm @ 20A, 10V	30.6mOhm @ 8.6A, 10V	5mOhm @ 20A, 10V	6.6mOhm @ 20A, 10V
Gate Charge (Qg) (Max) @ Vgs	35 nC @ 10 V	32 nC @ 10 V	75 nC @ 10 V	48 nC @ 10 V
Technology	MOSFET (Metal Oxide)	MOSFET (Metal Oxide)	MOSFET (Metal Oxide)	MOSFET (Metal Oxide)
Drain to Source Voltage (Vdss)	20 V	100 V	40 V	40 V
Current - Continuous Drain (Id) @ 25°C	30A (Tc)	28.4A (Tc)	40A (Tc)	40A (Tc)
Base Product Number	SIR424	SIR432	SIR418	SIR422
Series	TrenchFET®	TrenchFET®	-	TrenchFET®
Vgs (Max)	±20V	±20V	±20V	±20V
Power Dissipation (Max)	4.8W (Ta), 41.7W (Tc)	5W (Ta), 54W (Tc)	39W (Tc)	5W (Ta), 34.7W (Tc)
Package	Tape & Reel (TR)	Tape & Reel (TR)	Tape & Reel (TR)	Tape & Reel (TR)
Operating Temperature	-55°C ~ 150°C (TJ)	-55°C ~ 150°C (TJ)	-55°C ~ 150°C (TJ)	-55°C ~ 150°C (TJ)
FET Feature	-	-	-	-
Package / Case	PowerPAK® SO-8	PowerPAK® SO-8	PowerPAK® SO-8	PowerPAK® SO-8
Supplier Device Package	PowerPAK® SO-8	PowerPAK® SO-8	PowerPAK® SO-8	PowerPAK® SO-8
Drive Voltage (Max Rds On, Min Rds On)	4.5V, 10V	7.5V, 10V	4.5V, 10V	4.5V, 10V


SIR424DP-T1-GE3 Datasheet PDF


Download SIR424DP-T1-GE3 pdf datasheets and Vishay Siliconix documentation for SIR424DP-T1-GE3 - Vishay Siliconix.

Datasheets

 SIR424DP.pdf

PCN Design/Specification


















 Mult Dev 07/Jun/2023.pdf

 New solder paste 26/May/2023.pdf

PCN Assembly/Origin

Customers Also Interested in

Recommended Products

					
SIR422DP-T1-GE3 MOS Electro-Films (EFI) / Vishay	SiR422DP Electro-Films (EFI) / Vishay	SIR432DP-T1-GE3 Vishay Siliconix MOSFET N-CH 100V 28.4A PPAK SO-8	SIR418DP-T1-GE3 Vishay Siliconix MOSFET N-CH 40V 40A PPAK SO-8	SIR432DP-TI-GE3 Electro-Films (EFI) / Vishay	SiR422DP-T1-E3 Electro-Films (EFI) / Vishay
					
SiR418DP Electro-Films (EFI) / Vishay	SIR424DP-T1-GE3 MOS Electro-Films (EFI) / Vishay	SiR424DP-T1-E3 Electro-Films (EFI) / Vishay	SiR426DP Electro-Films (EFI) / Vishay	SIR428DP Electro-Films (EFI) / Vishay	SIR418DP-T1-GE3 MOS Electro-Films (EFI) / Vishay
					
SIR422DP-T1-GE3 Vishay Siliconix MOSFET N-CH 40V 40A PPAK SO-8	SIR428DP-T1-E3 Electro-Films (EFI) / Vishay	SIR428DP-T1-GE3 Electro-Films (EFI) / Vishay	SIR422DP-T1 Electro-Films (EFI) / Vishay	SIR426DP-T1-GE3 MOS Electro-Films (EFI) / Vishay	SIR426DP-T1-GE3 Vishay Siliconix MOSFET N-CH 40V 30A PPAK SO-8

Shipment

Delivery Time

In-stock items can be shipped within 24 hours. Some parts will be arranged for delivery within 1-2 days from the date all items arrive at our warehouse. And Allelco ships order once a day at about 17:00, except Sunday. Once the goods are shipped, the estimated delivery time depends on the shipping methods and Delivery destination. The table below shows are the logistic time for some common countries.

Delivery Cost

> Use your express account for shipment if you have one.

> Use our account for the shipment. Refer to the table below for the approximate charges.

(Different time frame / countries / package size has different price.)

Delivery Method

> Global Common Shipment by DHL / UPS / FedEx / TNT / EMS / SF we support.

> Others more shipping ways, please get in touch with your customer manager.

Common Countries Logistic Time Reference		
Region	Country	Logistic Time(Day)
America	United States	5
	Brazil	7
Europe	Germany	5
	United Kingdom	4
	Italy	5
Oceania	Australia	6
	New Zealand	7
Asia	India	6
	Japan	7
Middle East	Israel	6

DHL & FedEx Shipment Charges Reference	
Shipment charges(KG)	Reference DHL(USD\$)
0.00kg-1.00kg	USD\$60.00
1.00kg-2.00kg	USD\$70.00
2.00kg-3.00kg	USD\$80.00

Note: The above table is for reference only. There may have some data bias for the uncontrollable factors.
Contact us if you have any questions.

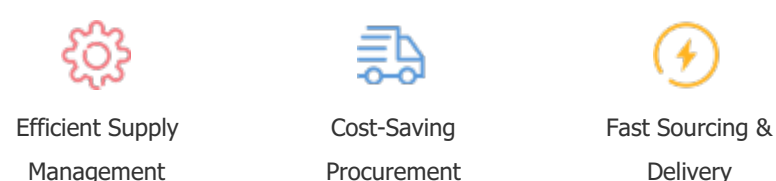
Payment Support

The payment method can be chosen from the methods shown below:


Wire Transfer (T/T, Bank Transfer), Western Union, Credit card, PayPal.



Your Faithful Supply Chain Partner -



Contact us if you have any questions.



Certifications & Memberships



[View More](#)