



Image may be representation.  
See specifications for product details.



## STW45N60DM2AG

Manufacturer Part Number	<b>STW45N60DM2AG</b>
Manufacturer	<b>STMicroelectronics</b>
Allelco Part Number	32D-STW45N60DM2AG
ECAD Model	PCB Symbol, Footprint & 3D Mode
Parts Description	MOSFET N-CH 600V 34A TO247
Package	TO-247-3
Data sheet	<b>STW45N60DM2AG.pdf</b>
RoHs Status	<b>ROHS3 Compliant</b>

**Get a Quote**

STW45N60DM2AG - STMicroelectronics. New Original in Stock. Download Linear Technology STW45N60DM2AG datasheet/specifications on AllelcoElec.com. Request a quote for STW45N60DM2AG, please send us email: [info@allelco.com](mailto:info@allelco.com)

### Specifications

STW45N60DM2AG Tech Specifications  
STW45N60DM2AG - STMicroelectronics technical specifications, attributes, parameters

Product Attribute	Attribute Value	Product Attribute	Attribute Value
Manufacturer	STMicroelectronics	Operating Temperature	-55°C ~ 150°C (TJ)
Vgs(th) (Max) @ Id	5V @ 250µA	Mounting Type	Through Hole
Vgs (Max)	±25V	Input Capacitance (Ciss) (Max) @ Vds	2500 pF @ 100 V
Technology	MOSFET (Metal Oxide)	Gate Charge (Qg) (Max) @ Vgs	56 nC @ 10 V
Supplier Device Package	TO-247-3	FET Type	N-Channel
Series	Automotive, AEC-Q101, MDMesh™ DM2	FET Feature	-
Rds On (Max) @ Id, Vgs	93mOhm @ 17A, 10V	Drive Voltage (Max Rds On, Min Rds On)	10V
Power Dissipation (Max)	250W (Tc)	Drain to Source Voltage (Vdss)	600 V
Package / Case	TO-247-3	Current - Continuous Drain (Id) @ 25°C	34A (Tc)
Package	Tube	Base Product Number	STW45

### Parts with Similar Specifications

The three parts on the right have similar specifications to STMicroelectronics STW45N60DM2AG

Product Attribute				
Part Number	STW45N60DM2AG	STW45N60DM6	STW42N65M5	STW45N65M5
Manufacturer	STMicroelectronics	STMicroelectronics	STMicroelectronics	STMicroelectronics
Base Product Number	STW45	STW45	STW42	STW45
Drain to Source Voltage (Vdss)	600 V	600 V	650 V	650 V
Gate Charge (Qg) (Max) @ Vgs	56 nC @ 10 V	44 nC @ 10 V	100 nC @ 10 V	91 nC @ 10 V
Power Dissipation (Max)	250W (Tc)	210W (Tc)	190W (Tc)	210W (Tc)
Package / Case	TO-247-3	TO-247-3	TO-247-3	TO-247-3
Input Capacitance (Ciss) (Max) @ Vds	2500 pF @ 100 V	1920 pF @ 100 V	4650 pF @ 100 V	3375 pF @ 100 V
Supplier Device Package	TO-247-3	TO-247-3	TO-247-3	TO-247-3
Package	Tube	Tube	Tube	Tube
Vgs (Max)	±25V	±25V	±25V	±20V
Vgs(th) (Max) @ Id	5V @ 250µA	4.75V @ 250µA	5V @ 250µA	5V @ 250µA
FET Feature	-	-	-	-
FET Type	N-Channel	N-Channel	N-Channel	N-Channel
Rds On (Max) @ Id, Vgs	93mOhm @ 17A, 10V	99mOhm @ 15A, 10V	79mOhm @ 16.5A, 10V	78mOhm @ 19.5A, 10V
Operating Temperature	-55°C ~ 150°C (TJ)	-55°C ~ 150°C (TJ)	150°C (TJ)	150°C (TJ)
Drive Voltage (Max Rds On, Min Rds On)	10V	10V	10V	10V
Mounting Type	Through Hole	Through Hole	Through Hole	Through Hole
Technology	MOSFET (Metal Oxide)	MOSFET (Metal Oxide)	MOSFET (Metal Oxide)	MOSFET (Metal Oxide)
Series	Automotive, AEC-Q101, MDMesh™ DM2	MDMesh™ DM6	MDMesh™ V	MDMesh™ V
Current - Continuous Drain (Id) @ 25°C	34A (Tc)	30A (Tc)	33A (Tc)	35A (Tc)

### STW45N60DM2AG Datasheet PDF

Download STW45N60DM2AG pdf datasheets and STMicroelectronics documentation for STW45N60DM2AG - STMicroelectronics.

#### Datasheets

[STW45N60DM2AG.pdf](#)



















#### PCN Design/Specification

[Mult Dev Adv Material Notice 8/Apr/2019.pdf](#)

#### PCN Assembly/Origin

## Customers Also Interested in

### Recommended Products

					
<b>STW45N60DM6</b> STMicroelectronics MOSFET N-CH 600V 30A TO247	<b>STW42N65M5</b> STMicroelectronics MOSFET N-CH 650V 33A TO247-3	<b>STW45N65M5</b> STMicroelectronics MOSFET N-CH 650V 35A TO247	<b>STW45NM60</b> STMicroelectronics MOSFET N-CH 650V 45A TO247-3	<b>STW42N65M5 MOS</b> STMicroelectronics	<b>STW4511BH</b> STM
					
<b>STW45NM50FD</b> STMicroelectronics MOSFET N-CH 500V 45A TO247-3	<b>STW45NM50 W45NM50</b> STMicroelectronics	<b>STW45NM60N-TK45J60V</b> STMicroelectronics	<b>STW43NM60N 43NM60N</b> STMicroelectronics	<b>STW45N65M5 MOS</b> STMicroelectronics	<b>STW43NM60ND MOS</b> STMicroelectronics
					
<b>STW45NM50</b> STMicroelectronics MOSFET N-CH 500V 45A TO247-3	<b>STW43NM60N</b> STMicroelectronics MOSFET N-CH 600V 35A TO247-3	<b>STW43N60DM2</b> STMicroelectronics MOSFET N-CH 600V 34A TO247	<b>STW43NM50N</b> STMicroelectronics MOSFET N-CH 500V 37A TO247-3	<b>STW43NM60ND</b> STMicroelectronics MOSFET N-CH 600V 35A TO247-3	<b>STW43NM60N MOS</b> STMicroelectronics

## Shipment

### Delivery Time

In-stock items can be shipped within 24 hours. Some parts will be arranged for delivery within 1-2 days from the date all items arrive at our warehouse. And Allelco ships order once a day at about 17:00, except Sunday. Once the goods are shipped, the estimated delivery time depends on the shipping methods and Delivery destination. The table below shows are the logistic time for some common countries.

### Delivery Cost

- > Use your express account for shipment if you have one.
  - > Use our account for the shipment. Refer to the table below for the approximate charges.
- (Different time frame / countries / package size has different price.)

### Delivery Method

- > Global Common Shipment by DHL / UPS / FedEx / TNT / EMS / SF we support.
- > Others more shipping ways, please get in touch with your customer manager.

Common Countries Logistic Time Reference		
Region	Country	Logistic Time(Day)
America	United States	5
	Brazil	7
Europe	Germany	5
	United Kingdom	4
	Italy	5
Oceania	Australia	6
	New Zealand	7
Asia	India	6
	Japan	7
Middle East	Israel	6

DHL & FedEx Shipment Charges Reference	
Shipment charges(KG)	Reference DHL(USD\$)
0.00kg-1.00kg	USD\$60.00
1.00kg-2.00kg	USD\$70.00
2.00kg-3.00kg	USD\$80.00




**Note:** The above table is for reference only. There may have some data bias for the uncontrollable factors.  
Contact us if you have any questions.

### Payment Support



The payment method can be chosen from the methods shown below:  
Wire Transfer (T/T, Bank Transfer), Western Union, Credit card, PayPal.



### Your Faithful Supply Chain Partner -

		
Efficient Supply Management	Cost-Saving Procurement	Fast Sourcing & Delivery

Contact us if you have any questions.

	
Phone +00852 9146 4856	Email info@allelco.com

### Certifications & Memberships



[View More](#)

### Contact us

Address: Flat/Rm C 13/F Harvard Commercial Building 105-111 Thomson Road, Wan Chai, Hong Kong  
Phone: +00852 9146 4856  
Fax: +00852 3010 8510  
Email: info@Allelco.com