



Image may be representation.
See specifications for product details.



MBR140ESFT1G

Manufacturer Part Number	MBR140ESFT1G
Manufacturer	onsemi
Allelco Part Number	32D-MBR140ESFT1G
ECAD Model	Request Free CAD Models
Parts Description	DIODE SCHOTTKY 40V 1A SOD123FL
Package	SOD-123F
Data sheet	MBR140ESF, NRVB140ESF.pdf
RoHs Status	ROHS3 Compliant

Get a Quote

MBR140ESFT1G - onsemi.New Original in Stock. Download Linear Technology MBR140ESFT1G datasheet/specifications on AllelcoElec.com.
Request a quote for MBR140ESFT1G, please send us email: info@allelco.com

Specifications

MBR140ESFT1G Tech Specifications

MBR140ESFT1G - onsemi technical specifications, attributes, parameters

Product Attribute	Attribute Value	Product Attribute	Attribute Value
Manufacturer	onsemi	Package	Tape & Reel (TR)
Voltage - Forward (Vf) (Max) @ If	560 mV @ 1 A	Operating Temperature - Junction	-55°C ~ 175°C
Voltage - DC Reverse (Vr) (Max)	40 V	Mounting Type	Surface Mount
Technology	Schottky	Current - Reverse Leakage @ Vr	30 µA @ 40 V
Supplier Device Package	SOD-123FL	Current - Average Rectified (Io)	1A
Speed	Fast Recovery =< 500ns, > 200mA (Io)	Capacitance @ Vr, F	-
Series	-	Base Product Number	MBR140
Package / Case	SOD-123F		

Parts with Similar Specifications

The three parts on the right have similar specifications to onsemi MBR140ESFT1G

Product Attribute				
Part Number	MBR140ESFT1G	MBR130LSFT1	MBR140SFT1	MBR140SFT1G
Manufacturer	onsemi	onsemi	onsemi	onsemi
Voltage - DC Reverse (Vr) (Max)	40 V	30 V	40 V	40 V
Supplier Device Package	SOD-123FL	SOD-123FL	SOD-123FL	SOD-123FL
Current - Reverse Leakage @ Vr	30 µA @ 40 V	1 mA @ 30 V	500 µA @ 40 V	500 µA @ 40 V
Package / Case	SOD-123F	SOD-123F	SOD-123F	SOD-123F
Current - Average Rectified (Io)	1A	1A	1A	1A
Series	-	-	-	-
Capacitance @ Vr, F	-	-	-	-
Voltage - Forward (Vf) (Max) @ If	560 mV @ 1 A	380 mV @ 1 A	550 mV @ 1 A	550 mV @ 1 A
Speed	Fast Recovery =< 500ns, > 200mA (Io)	Fast Recovery =< 500ns, > 200mA (Io)	Fast Recovery =< 500ns, > 200mA (Io)	Fast Recovery =< 500ns, > 200mA (Io)
Package	Tape & Reel (TR)	Tape & Reel (TR)	Tape & Reel (TR)	Tape & Reel (TR)
Mounting Type	Surface Mount	Surface Mount	Surface Mount	Surface Mount
Operating Temperature - Junction	-55°C ~ 175°C	-55°C ~ 125°C	-55°C ~ 125°C	-55°C ~ 125°C
Base Product Number	MBR140	MBR130	MBR140	MBR140
Technology	Schottky	Schottky	Schottky	Schottky

MBR140ESFT1G Datasheet PDF

Download MBR140ESFT1G pdf datasheets and onsemi documentation for MBR140ESFT1G - onsemi.

Datasheets

[MBR140ESF, NRVB140ESF.pdf](#)

Environmental Information

[onsemi REACH.pdf](#)

[onsemi RoHS.pdf](#)

PCN Packaging

[MPN Label Update 08/Sep/2021.pdf](#)

[MPN label update 11/Oct/2021.pdf](#)

PCN Design/Specification



















[Mold Compound/Lead Frame Chg 21/Jul/2016.pdf](#)

PCN Assembly/Origin

[SOD123FL LeadFrame Chgs 16/Dec/2020.pdf](#)

Customers Also Interested in

Recommended Products

					
MBR130LSFT1 onsemi DIODE SCHOTTKY 30V 1A SOD123FL	MBR140SFT1 onsemi DIODE SCHOTTKY 40V 1A SOD123FL	MBR140LSF PHY NO PICTURE	MBR140SFT1G onsemi DIODE SCHOTTKY 40V 1A SOD123FL	MBR140SF SHIKUES NO PICTURE	MBR130T3 onsemi DIODE SCHOTTKY 30V 1A SOD123
					
MBR130T1 onsemi DIODE SCHOTTKY 30V 1A SOD123	MBR140LT1G AMI Semiconductor/onsemi	MBR140 KEFAN NO PICTURE	MBR140SFT3G onsemi DIODE SCHOTTKY 40V 1A SOD123FL	MBR130T1H onsemi DIODE SCHOTTKY 30V 1A SOD123	MBR130 KEFAN NO PICTURE
					
MBR130LSFT1G onsemi DIODE SCHOTTKY 30V 1A SOD123FL	MBR140SFT3 onsemi DIODE SCHOTTKY 40V 1A SOD123FL	MBR130T1G onsemi DIODE SCHOTTKY 30V 1A SOD123	MBR130S YEASHIN NO PICTURE	MBR140S YEASHIN NO PICTURE	MBR130T3G onsemi DIODE SCHOTTKY 30V 1A SOD123

Shipment

Delivery Time

In-stock items can be shipped within 24 hours. Some parts will be arranged for delivery within 1-2 days from the date all items arrive at our warehouse. And Allelco ships order once a day at about 17:00, except Sunday. Once the goods are shipped, the estimated delivery time depends on the shipping methods and Delivery destination. The table below shows are the logistic time for some common countries.

Delivery Cost

> Use your express account for shipment if you have one.

> Use our account for the shipment. Refer to the table below for the approximate charges.

(Different time frame / countries / package size has different price.)

Delivery Method

> Global Common Shipment by DHL / UPS / FedEx / TNT / EMS / SF we support.

> Others more shipping ways, please get in touch with your customer manager.

Common Countries Logistic Time Reference		
Region	Country	Logistic Time(Day)
America	United States	5
	Brazil	7
Europe	Germany	5
	United Kingdom	4
	Italy	5
Oceania	Australia	6
	New Zealand	7
Asia	India	6
	Japan	7
Middle East	Israel	6

DHL & FedEx Shipment Charges Reference	
Shipment charges(KG)	Reference DHL(USD\$)
0.00kg-1.00kg	USD\$60.00
1.00kg-2.00kg	USD\$70.00
2.00kg-3.00kg	USD\$80.00

Note: The above table is for reference only. There may have some data bias for the uncontrollable factors.

Contact us if you have any questions.

Payment Support

The payment method can be chosen from the methods shown below:

Wire Transfer (T/T, Bank Transfer), Western Union, Credit card, PayPal.



Your Faithful Supply Chain Partner -



Contact us if you have any questions.



Certifications & Memberships



[View More](#)