



Image may be representation.
See specifications for product details.



M74HC4316RM13TR

Manufacturer Part Number	M74HC4316RM13TR
Manufacturer	STMicroelectronics
Allelco Part Number	32D-M74HC4316RM13TR
ECAD Model	Request Free CAD Models
Parts Description	IC SWITCH SPDT X 4 70OHM 16SO
Package	16-SOIC (0.154", 3.90mm Width)
Data sheet	M74HC4316.pdf
RoHs Status	ROHS3 Compliant

Get a Quote

M74HC4316RM13TR - STMicroelectronics.New Original in Stock. Download Linear Technology M74HC4316RM13TR datasheet/specifications on AllelcoElec.com.
Request a quote for M74HC4316RM13TR, please send us email: info@allelco.com

Specifications

M74HC4316RM13TR Tech Specifications
M74HC4316RM13TR - STMicroelectronics technical specifications, attributes, parameters

Product Attribute	Attribute Value	Product Attribute	Attribute Value
Manufacturer	STMicroelectronics	Number of Circuits	4
Voltage - Supply, Single (V+)	2V ~ 12V	Multiplexer/Demultiplexer Circuit	1:1
Voltage - Supply, Dual (V±)	±1V ~ 6V	Mounting Type	Surface Mount
Switch Time (Ton, Toff) (Max)	18ns, 29ns	Current - Leakage (IS(off)) (Max)	100nA
Switch Circuit	SPDT	Crosstalk	-50dB @ 1MHz
Supplier Device Package	16-SO	Charge Injection	-
Series	-	Channel-to-Channel Matching (ΔRon)	50hm
Package / Case	16-SOIC (0.154", 3.90mm Width)	Channel Capacitance (CS(off), CD(off))	1pF, 5pF
Package	Tape & Reel (TR)	Base Product Number	74HC4316
Operating Temperature	-55°C ~ 125°C (TA)	-3db Bandwidth	43MHz
On-State Resistance (Max)	70Ohm		

Parts with Similar Specifications

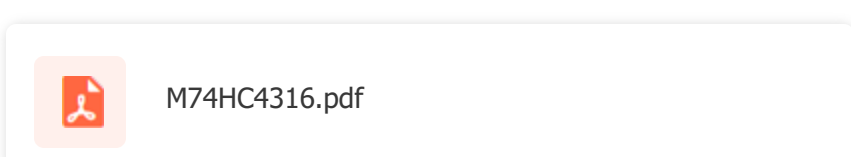
The three parts on the right have similar specifications to STMicroelectronics M74HC4316RM13TR

Product Attribute				
Part Number	M74HC4316RM13TR	M74HC4316B1R	M74HC4316TTR	M74HC4511B1
Manufacturer	STMicroelectronics	STMicroelectronics	STMicroelectronics	STMicroelectronics
Mounting Type	Surface Mount	Through Hole	Surface Mount	-
Charge Injection	-	-	-	-
-3db Bandwidth	43MHz	43MHz	43MHz	-
Channel-to-Channel Matching (ΔRon)	50hm	50hm	50hm	-
Series	-	-	-	-
Base Product Number	74HC4316	74HC4316	74HC4316	-
On-State Resistance (Max)	70ohm	70ohm	70ohm	-
Multiplexer/Demultiplexer Circuit	1:1	1:1	1:1	-
Switch Circuit	SPDT	SPDT	SPDT	-
Voltage - Supply, Single (V+)	2V ~ 12V	2V ~ 12V	2V ~ 12V	-
Supplier Device Package	16-SO	16-PDIP	16-TSSOP	-
Current - Leakage (IS(off)) (Max)	100nA	100nA	100nA	-
Operating Temperature	-55°C ~ 125°C (TA)	-55°C ~ 125°C (TA)	-55°C ~ 125°C (TA)	-
Voltage - Supply, Dual (V±)	±1V ~ 6V	±1V ~ 6V	±1V ~ 6V	-
Switch Time (Ton, Toff) (Max)	18ns, 29ns	18ns, 29ns	18ns, 29ns	-
Package / Case	16-SOIC (0.154", 3.90mm Width)	16-DIP (0.300", 7.62mm)	16-TSSOP (0.173", 4.40mm Width)	-
Crosstalk	-50dB @ 1MHz	-50dB @ 1MHz	-50dB @ 1MHz	-
Package	Tape & Reel (TR)	Tube	Tape & Reel (TR)	-
Number of Circuits	4	4	4	-
Channel Capacitance (CS(off), CD(off))	1pF, 5pF	1pF, 5pF	1pF, 5pF	-

M74HC4316RM13TR Datasheet PDF

Download M74HC4316RM13TR pdf datasheets and STMicroelectronics documentation for M74HC4316RM13TR - STMicroelectronics.

HTML Datasheet



Customers Also Interested in

Recommended Products

 life.augmented	 life.augmented		 life.augmented		 life.augmented
M74HC4511B1 STMicroelectronics	M74HC4094B1 STMicroelectronics	M74HC4316B1R STMicroelectronics IC SWITCH SPDT X 4 700HM 16DIP	M74HC4520B1 STMicroelectronics	M74HC4094B1R STMicroelectronics IC SHIFT REGISTER 8BIT 16DIP	M74HC4316M STMicroelectronics
	 life.augmented		 life.augmented	 life.augmented	
M74HC4511RM13TR STMicroelectronics IC DRVR 7 SEGMENT 16SO	M74HC4511M1R STMicroelectronics	M74HC4075RM13TR STMicroelectronics IC GATE OR 3CH 3-INP 14SO	M74HC423B1 STMicroelectronics	M74HC4518B1 STMicroelectronics	M74HC4316TTR STMicroelectronics IC SWITCH SPDT X 4 700HM 16TSSOP
		 life.augmented	 life.augmented	 life.augmented	 life.augmented
M74HC4094TTR STMicroelectronics IC SHIFT LATCH REG SIPO 16-TSSOP	M74HC4094RM13TR STMicroelectronics IC REGISTER 8BIT SIPO 16-SOIC	M74HC4515B1 STMicroelectronics	M74HC4094M STMicroelectronics	M74HC4094M1R STMicroelectronics	M74HC4515B1R STMicroelectronics

Shipment

Delivery Time

In-stock items can be shipped within 24 hours. Some parts will be arranged for delivery within 1-2 days from the date all items arrive at our warehouse. And Allelco ships order once a day at about 17:00, except Sunday. Once the goods are shipped, the estimated delivery time depends on the shipping methods and Delivery destination. The table below shows are the logistic time for some common countries.

Delivery Cost

> Use your express account for shipment if you have one.

> Use our account for the shipment. Refer to the table below for the approximate charges.

(Different time frame / countries / package size has different price.)

Delivery Method

> Global Common Shipment by DHL / UPS / FedEx / TNT / EMS / SF we support.

> Others more shipping ways, please get in touch with your customer manager.

Common Countries Logistic Time Reference		
Region	Country	Logistic Time(Day)
America	United States	5
	Brazil	7
Europe	Germany	5
	United Kingdom	4
	Italy	5
Oceania	Australia	6
	New Zealand	7
Asia	India	6
	Japan	7
Middle East	Israel	6

DHL & FedEx Shipment Charges Reference	
Shipment charges(KG)	Reference DHL(USD\$)
0.00kg-1.00kg	USD\$60.00
1.00kg-2.00kg	USD\$70.00
2.00kg-3.00kg	USD\$80.00

Note: The above table is for reference only. There may have some data bias for the uncontrollable factors.




Contact us if you have any questions.

Payment Support



The payment method can be chosen from the methods shown below:
Wire Transfer (T/T, Bank Transfer), Western Union, Credit card,
PayPal.



Your Faithful Supply Chain Partner -

 Efficient Supply Management
 Cost-Saving Procurement
 Fast Sourcing & Delivery

Contact us if you have any questions.

 Phone
+00852 9146 4856
 Email
info@allelco.com

Certifications & Memberships



View More