

Image may be representation.
See specifications for product details.



STP200NF04L

Manufacturer Part Number	STP200NF04L
Manufacturer	STMicroelectronics
Allelco Part Number	32D-STP200NF04L
ECAD Model	Request Free CAD Models
Parts Description	MOSFET N-CH 40V 120A TO220AB
Package	TO-220-3
Data sheet	ST(B,P)200NF04(-1).pdf
RoHs Status	ROHS3 Compliant

Get a Quote

STP200NF04L - STMicroelectronics.New Original in Stock. Download Linear Technology STP200NF04L datasheet/specifications on AllelcoElec.com.
Request a quote for STP200NF04L, please send us email: info@allelco.com

Specifications

STP200NF04L Tech Specifications

STP200NF04L - STMicroelectronics technical specifications, attributes, parameters

Product Attribute	Attribute Value	Product Attribute	Attribute Value
Manufacturer	STMicroelectronics	Operating Temperature	-55°C ~ 175°C (TJ)
Vgs(th) (Max) @ Id	4V @ 250µA	Mounting Type	Through Hole
Vgs (Max)	±16V	Input Capacitance (Ciss) (Max) @ Vds	6400 pF @ 25 V
Technology	MOSFET (Metal Oxide)	Gate Charge (Qg) (Max) @ Vgs	90 nC @ 4.5 V
Supplier Device Package	TO-220	FET Type	N-Channel
Series	STripFET™ II	FET Feature	-
Rds On (Max) @ Id, Vgs	3.8mOhm @ 50A, 10V	Drive Voltage (Max Rds On, Min Rds On)	5V, 10V
Power Dissipation (Max)	300W (Tc)	Drain to Source Voltage (Vdss)	40 V
Package / Case	TO-220-3	Current - Continuous Drain (Id) @ 25°C	120A (Tc)
Package	Tube	Base Product Number	STP200

Parts with Similar Specifications

The three parts on the right have similar specifications to STMicroelectronics STP200NF04L

Product Attribute				
Part Number	STP200NF04L	STP20N95K5	STP20N20	STP20N90K5
Manufacturer	STMicroelectronics	STMicroelectronics	STMicroelectronics	STMicroelectronics
Drive Voltage (Max Rds On, Min Rds On)	5V, 10V	10V	10V	10V
Rds On (Max) @ Id, Vgs	3.8mOhm @ 50A, 10V	330mOhm @ 9A, 10V	125mOhm @ 10A, 10V	250mOhm @ 10A, 10V
Base Product Number	STP200	STP20	STP20N	STP20
Gate Charge (Qg) (Max) @ Vgs	90 nC @ 4.5 V	40 nC @ 10 V	39 nC @ 10 V	40 nC @ 10 V
Drain to Source Voltage (Vdss)	40 V	950 V	200 V	900 V
Vgs (Max)	±16V	±30V	±20V	±30V
FET Feature	-	-	-	-
Power Dissipation (Max)	300W (Tc)	250W (Tc)	90W (Tc)	250W (Tc)
Mounting Type	Through Hole	Through Hole	Through Hole	Through Hole
Input Capacitance (Ciss) (Max) @ Vds	6400 pF @ 25 V	1500 pF @ 100 V	940 pF @ 25 V	1500 pF @ 100 V
Vgs(th) (Max) @ Id	4V @ 250µA	5V @ 100µA	4V @ 250µA	5V @ 100µA
Technology	MOSFET (Metal Oxide)	MOSFET (Metal Oxide)	MOSFET (Metal Oxide)	MOSFET (Metal Oxide)
FET Type	N-Channel	N-Channel	N-Channel	N-Channel
Supplier Device Package	TO-220	TO-220	TO-220	TO-220
Package	Tube	Tube	Tube	Tube
Package / Case	TO-220-3	TO-220-3	TO-220-3	TO-220-3
Current - Continuous Drain (Id) @ 25°C	120A (Tc)	17.5A (Tc)	18A (Tc)	20A (Tc)
Operating Temperature	-55°C ~ 175°C (TJ)	-55°C ~ 150°C (TJ)	-50°C ~ 150°C (TJ)	-55°C ~ 150°C (TJ)
Series	STripFET™ II	SuperMESH5™	STripFET™ II	MDmesh™ K5

STP200NF04L Datasheet PDF

Download STP200NF04L pdf datasheets and STMicroelectronics documentation for STP200NF04L - STMicroelectronics.

Datasheets

[ST\(B,P\)200NF04\(-1\).pdf](#)

PCN Obsolescence/ EOL

[Multiple Devices 01/Aug/2014.pdf](#)

Customers Also Interested in

Recommended Products

 life.augmented		 NO PICTURE	 NO PICTURE	 life.augmented	
STP200NF04 MOS STMicroelectronics	STP20N95K5 STMicroelectronics MOSFET N-CH 950V 17.5A TO220-3	STP2001QFP SUN	STP2003QFP SUN	STP200N4F3 MOS STMicroelectronics	STP20N20 STMicroelectronics MOSFET N-CH 200V 18A TO220AB
 NO PICTURE			 life.augmented		 NO PICTURE
STP2016QFP LSI	STP20N90K5 STMicroelectronics MOSFET N-CH 900V 20A TO220	STP200N6F3 STMicroelectronics MOSFET N-CH 60V 120A TO220AB	STP20NE06FP STMicroelectronics	STP200NF04 STMicroelectronics MOSFET N-CH 40V 120A TO220AB	STP20N10L VBSEMI
 life.augmented	 life.augmented		 NO PICTURE		
STP200NF03 MOS STMicroelectronics	STP20N06 STMicroelectronics	STP200NF03 STMicroelectronics MOSFET N-CH 30V 120A TO220AB	STP2002QFP SUN	STP200N4F3 STMicroelectronics MOSFET N-CH 40V 120A TO220-3	STP20N65M5 STMicroelectronics MOSFET N-CH 650V 18A TO220

Shipment

Delivery Time

In-stock items can be shipped within 24 hours. Some parts will be arranged for delivery within 1-2 days from the date all items arrive at our warehouse. And Allelco ships order once a day at about 17:00, except Sunday. Once the goods are shipped, the estimated delivery time depends on the shipping methods and Delivery destination. The table below shows are the logistic time for some common countries.

Delivery Cost

- > Use your express account for shipment if you have one.
- > Use our account for the shipment. Refer to the table below for the approximate charges.
(Different time frame / countries / package size has different price.)

Delivery Method

- > Global Common Shipment by DHL / UPS / FedEx / TNT / EMS / SF we support.
- > Others more shipping ways, please get in touch with your customer manager.

Common Countries Logistic Time Reference		
Region	Country	Logistic Time(Day)
America	United States	5
	Brazil	7
Europe	Germany	5
	United Kingdom	4
	Italy	5
Oceania	Australia	6
	New Zealand	7
Asia	India	6
	Japan	7
Middle East	Israel	6

DHL & FedEx Shipment Charges Reference	
Shipment charges(KG)	Reference DHL(USD\$)
0.00kg-1.00kg	USD\$60.00
1.00kg-2.00kg	USD\$70.00
2.00kg-3.00kg	USD\$80.00




Note: The above table is for reference only. There may have some data bias for the uncontrollable factors.
Contact us if you have any questions.

Payment Support

The payment method can be chosen from the methods shown below:
Wire Transfer (T/T, Bank Transfer), Western Union, Credit card, PayPal.



Your Faithful Supply Chain Partner -

-  Efficient Supply Management
-  Cost-Saving Procurement
-  Fast Sourcing & Delivery

Contact us if you have any questions.

-  Phone
+00852 9146 4856
-  Email
info@allelco.com

Certifications & Memberships



[View More](#)